

2008 2nd Quarter

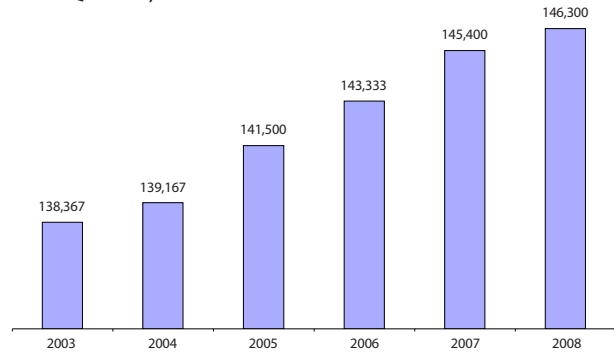
Anchorage Quarterly Economic Indicators Report

AEDC is pleased to present the second edition of the Anchorage Quarterly Economic Indicators Report for 2008. This report summarizes the most recently updated data contained in the Anchorage Economic Indicators Database. With this database, AEDC continually tracks and updates more than 25 different measures of economic activity in the Anchorage area.

Total Employment

- Total employment in Anchorage increased by 840 jobs between the second quarter of 2007 and the second quarter of 2008, an increase of 0.6 percent. On average, 152,400 workers were employed during the second quarter of 2008, based on Alaska Department of Labor and Workforce Development data.
- The largest increases in employment between the second quarter of 2007 and the second quarter of 2008 occurred in the government sector (270 new jobs) and the oil and gas sector (230 new jobs).

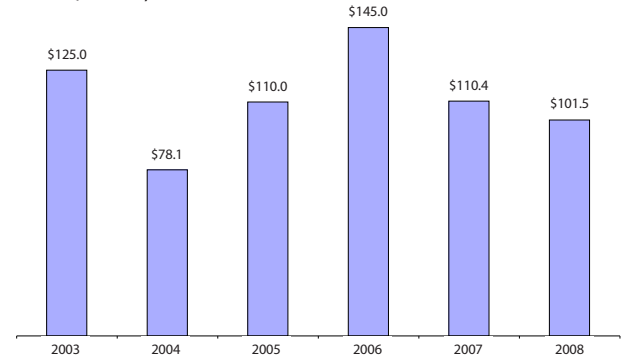
Anchorage Average Quarterly Employment, 2nd Quarter, 2003-2008



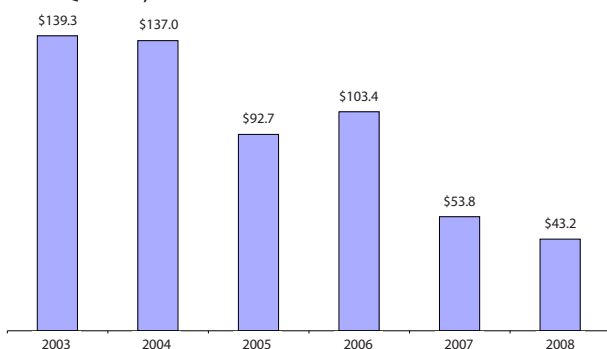
Building Permit Values

- Total building permit values, including residential, commercial and government construction, decreased from \$207.6 million in the second quarter of 2007 to \$160.9 million in the second quarter of 2008, a decrease of approximately 23 percent.
- Commercial building permit values decreased by 8 percent between the second quarter of 2007 and the second quarter of 2008, from \$110.4 million to \$101.5 million.
- Residential building permit values decreased by 20 percent between the second quarter of 2007 and the second quarter of 2008, from \$53.8 million to \$43.2 million.
- The value of construction permits for government projects decreased by 63 percent over the same period, from \$43.5 million to \$16.2 million.

Commercial Construction Permit Values (\$Millions) 2nd Quarter, 2003-2008



Residential Construction Permit Values (\$Millions) 2nd Quarter, 2003-2008



AEDC
Anchorage Economic
Development Corporation

900 West Fifth Avenue
Suite 300
Anchorage, AK 99501

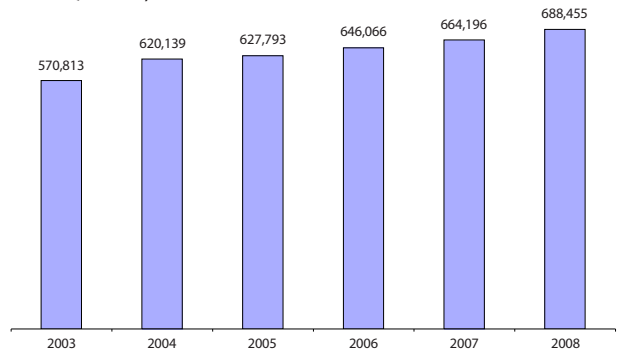
(907) 258-3700
www.aedcweb.com

2008 2nd Quarter

Anchorage International Airport Traffic

- Total passenger deplanements grew by 3.7 percent between the second quarter of 2007 and the second quarter of 2008.
- The number of passenger aircraft landings increased by 4.9 percent between the second quarter of 2007 and the second quarter of 2008.
- The amount of transit cargo passing through Ted Stevens Anchorage International Airport decreased by 13.5 percent over the same period.

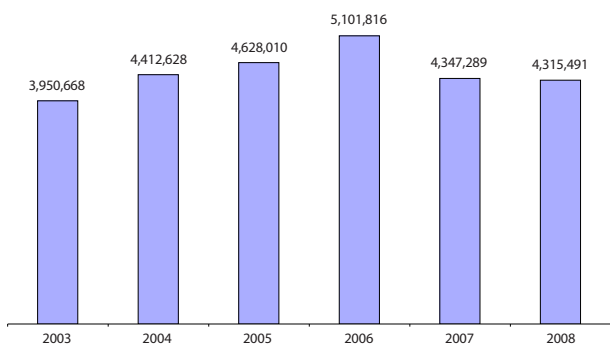
TSAIA Number of Passengers Deplaned
2nd Quarter, 2003-2008



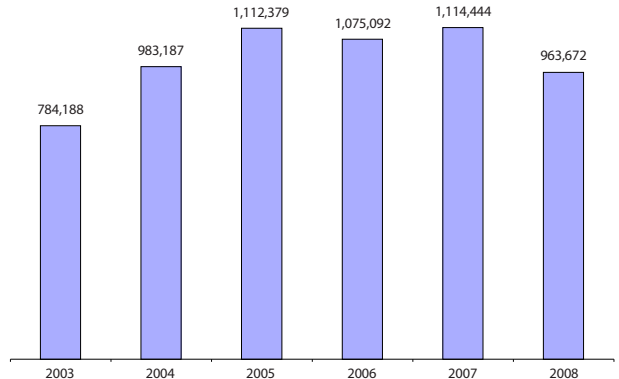
Port of Anchorage Annual Tonnage

- Port of Anchorage annual tonnage for 2007 totaled 4.32 million short tons, a decrease of 0.7 percent since 2006.

Port of Anchorage-Annual Tonnage (Short Tons),
2002-2007



TSAIA, Transit Cargo(1,000 Pounds)
2nd Quarter, 2003-2008



Room Rental and Tax Receipts

- Gross room rental revenues increased by 8 percent between the first quarter of 2007 and the 1st quarter of 2008.
- Taxable room rental revenues increased by 6 percent between the first quarter of 2007 and the first quarter of 2008.
- Room tax receipts increased by 6 percent over the same time period.

Car and RV Rental and Tax Receipts *

- Car and RV rental receipts increased by 12 percent between the first quarter of 2007 and the first quarter of 2008.

* Data presented is the most recent data available.



AEDC
Anchorage Economic
Development Corporation

900 West Fifth Avenue
Suite 300
Anchorage, AK 99501

(907) 258-3700
www.aedcweb.com

2008 2nd Quarter

Consumer Price Index

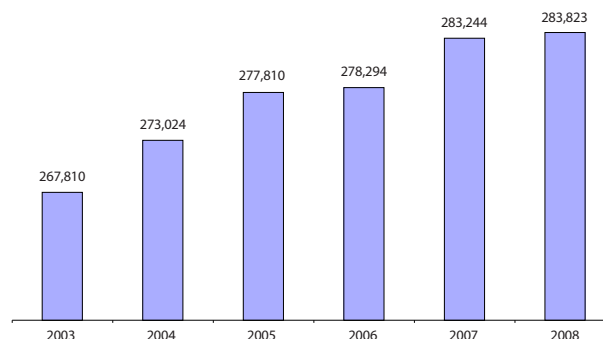
• The Anchorage Consumer Price Index increased from 179.4 in the first half of 2007 to 187.7 in the first half of 2008, an increase of 4.6 percent.

• The U.S. Consumer Price Index increased by 4.7 percent from 205.7 to 214.4 over the same time period.

Population

• The population of Anchorage increased from 283,244 in 2006 to 283,823 in 2007, an increase of 0.2 percent.

Anchorage Population, 2002-2007



Summary Table of Selected Quarterly Indicators for Anchorage

	Latest Time Period	Latest Measure	Previous Time Period	Previous Measure	Year-to-Year Percent Change
Population	2007	283,823	2006	283,244	+0.2%
Unemployment rate	2nd Qtr 2008	5.6%	2nd Qtr 2007	4.8%	+0.8%
Quarterly employment	2nd Qtr 2008	152,400	2nd Qtr 2007	151,600	+0.6%
Average monthly earnings	2007	\$3,864	2006	\$3,668	+5.3%
Personal income (millions)	2006	\$12,172	2005	\$11,518	+5.7%
Per capita personal income	2006	\$43,483	2005	\$41,638	+4.4%
Total payroll (millions)	2007	\$6,862	2006	\$6,473	+6.0%
Consumer Price Index	1st Half 2008	187.7	1st Half 2007	179.4	+4.6%
Commercial building permit values (millions)	2nd Qtr 2008	\$101.5	2nd Qtr 2007	\$110.4	-8.1%
Residential building permit values (millions)	2nd Qtr 2008	\$43.2	2nd Qtr 2007	\$53.8	-19.7%
Government building permit values (millions)	2nd Qtr 2008	\$16.2	2nd Qtr 2007	\$43.5	-62.8%
Total building permit values (millions)	2nd Qtr 2008	\$160.9	2nd Qtr 2007	\$207.6	-22.5%
Ted Stevens Anchorage International Airport statistics					
<i>Cargo enplaned ('000 lbs)</i>	2nd Qtr 2008	202,496	2nd Qtr 2007	213,555	-5.2%
<i>Cargo deplaned ('000 lbs)</i>	2nd Qtr 2008	186,147	2nd Qtr 2007	218,982	-15.0%
<i>Cargo transit ('000 lbs)</i>	2nd Qtr 2008	963,672	2nd Qtr 2007	1,114,444	-13.5%
<i>Passengers enplaning</i>	2nd Qtr 2008	688,417	2nd Qtr 2007	634,733	+8.5%
<i>Passengers deplaning</i>	2nd Qtr 2008	688,455	2nd Qtr 2007	664,196	+3.7%
<i>Passenger aircraft landings</i>	2nd Qtr 2008	14,229	2nd Qtr 2007	13,566	+4.9%
Port of Anchorage total cargo handled (short tons)	2007	4,315,491	2006	4,347,289	-0.7%
Room rental and tax receipts (millions)					
<i>Gross rentals</i>	1st Qtr 2008	\$30.8	1st Qtr 2007	\$28.6	+7.8%
<i>Taxable rentals</i>	1st Qtr 2008	\$24.1	1st Qtr 2007	\$22.8	+5.7%
<i>Room tax receipts</i>	1st Qtr 2008	\$2.9	1st Qtr 2007	\$2.7	+5.7%
Car and RV rental and tax receipts (thousands)					
<i>Car and RV Rental tax receipts</i>	1st Qtr 2008	\$523.8	1st Qtr 2007	\$474.0	+10.5%
<i>Car and RV Rental receipts</i>	1st Qtr 2008	\$6,984.3	1st Qtr 2007	\$6,251.3	+11.7%

Sources: U.S. Department of Labor, Alaska Department of Labor and Workforce Development, Municipality of Anchorage, Ted Stevens International Airport, and Port of Anchorage.



AEDC
Anchorage Economic
Development Corporation

900 West Fifth Avenue
Suite 300
Anchorage, AK 99501

(907) 258-3700
www.aedcweb.com

