

Real-Time Jobs Intelligence Report

Q3 2019



Sponsored by



INTRODUCTION

The data from the Real-Time Jobs Intelligence Report comes from Jobs EQ, a service that provides access to labor market data down to the zip code. This report is a snapshot of the Anchorage job market in the third quarter of 2019.

In this report, readers will find information on the types of jobs, education levels, certificates and hard and soft skills that are most sought-after in Anchorage. Readers will also find which jobs are more prevalent in Anchorage compared to anywhere else in the country with detailed Job Posting Location Quotient data.

This information helps to inform important business decisions, from tech schools using hard data to determine which certification programs are most critical, businesses using ad duration periods to identify which jobs are easiest to fill, to prospective employees deciding top certificates in which to invest their time and resources.

The appendix provides additional information to supplement this at-a-glance report. For more information, please reach out to Director of Strategic Initiatives Emma Irish at eirish@aedcweb.com or 907-334-1210.

Total online job postings

18,060

total job posts in third quarter

11,540 job titles posted

3,506 employers posting jobs

644 different occupations represented

312 different certifications sought

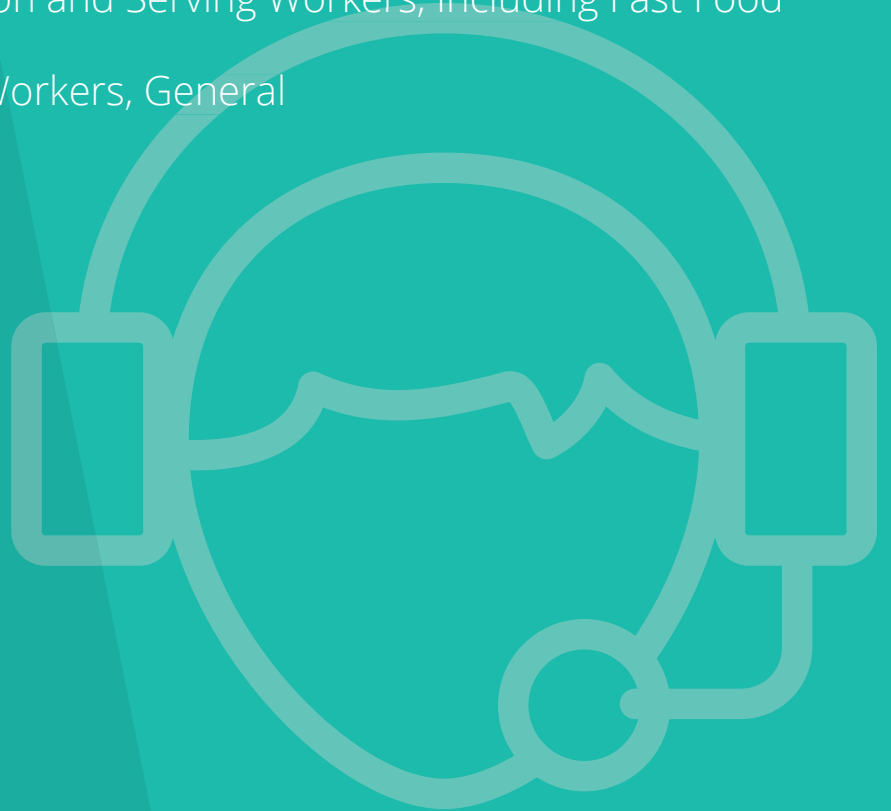


Top 10 openings by occupation

Most common job listings

1. Retail Salespersons
2. Registered Nurses
3. Secretaries and Administrative Assistants, Except Legal, Medical and Executive
4. Social and Human Service Assistants
5. First-Line Supervisors of Retail Sales Workers
6. Customer Service Representatives
7. Computer User Support Specialists
8. Combined Food Preparation and Serving Workers, Including Fast Food
9. Maintenance and Repair Workers, General
10. Stock Clerks, Sales Floor

For complete list, see Appendix A, page 14



Top 10 employers in Anchorage

Employers with the highest number of job openings

1. Providence Health & Services
2. State of Alaska
3. The University of Alaska
4. Workplace Alaska
5. Anchorage School District
6. HCA (Alaska Regional Hospital)
7. Alaska Native Tribal Health Consortium
8. Municipality of Anchorage
9. Southcentral Foundation
10. Swedish Health Services


For complete list, see Appendix B, page 18

Top 10 sought-after certificates

Most frequently requested certificates in job postings

1. Driver's License
2. Basic Life Support (BLS)
3. Certification in Cardiopulmonary Resuscitation (CPR)
4. Advanced Cardiac Life Support Certification (ACLS)
5. Registered Nurse
6. First Aid Certification
7. Secret Clearance
8. Pediatric Advanced Life Support (PALS)
9. Commercial Drivers License (CDL)
10. Certified Nursing Assistance (CNA)

For complete list, see Appendix C, page 20



Top 10 sought-after hard skills

Most frequently requested hard skills in job postings

1. Microsoft Excel
2. Microsoft Office
3. Microsoft Outlook
4. Microsoft Word
5. Ability to Lift 41-50 Pounds
6. Ability to Lift 51-100 Pounds
7. Teaching/ Training, Job
8. Cash Handling
9. Personal Computers
10. Keyboarding/Typing

For complete list, see Appendix D, page 22



Top 10 sought-after soft skills

Most frequently requested soft skills in job postings

1. Communications (Verbal and Written)
2. Customer Service
3. Cooperative/Team Player
4. Self-Motivated/Ability to Work Independently/Self Leadership
5. Organization
6. Detail Orientated/Meticulous
7. Supervision/Management
8. Adaptability/Flexibility/Tolerance of Change and Uncertainty
9. Accountable/Responsible/Reliable/Dependable/Trustworthy
10. Interpersonal Relationships/Maintain Relationships

For complete list, see Appendix E page 23

Top 10 openings by job titles

1. Sales Associate
2. Administrative Assistant
3. Assistant Manager
4. Customer Service Representative
5. Cashier
6. Bartender
7. Receptionist
8. Babysitter
9. Barista
10. Assembler

For complete list, see Appendix E, page 24

What's that again?

When you combine all of the variations of babysitter openings it becomes the 3rd most listed job title.

What levels of education do Anchorage employers look for?

Number of total ad postings by minimum education requirements

5,033

High school diploma or equivalent

2,130

Bachelor's degree

579

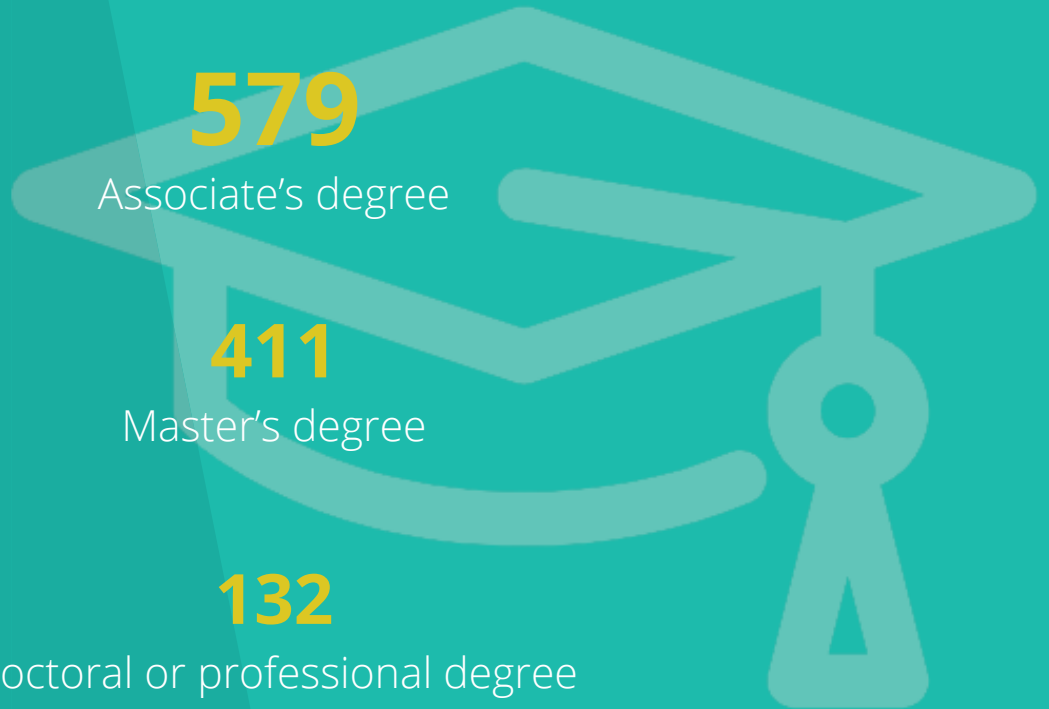
Associate's degree

411

Master's degree

132

Doctoral or professional degree

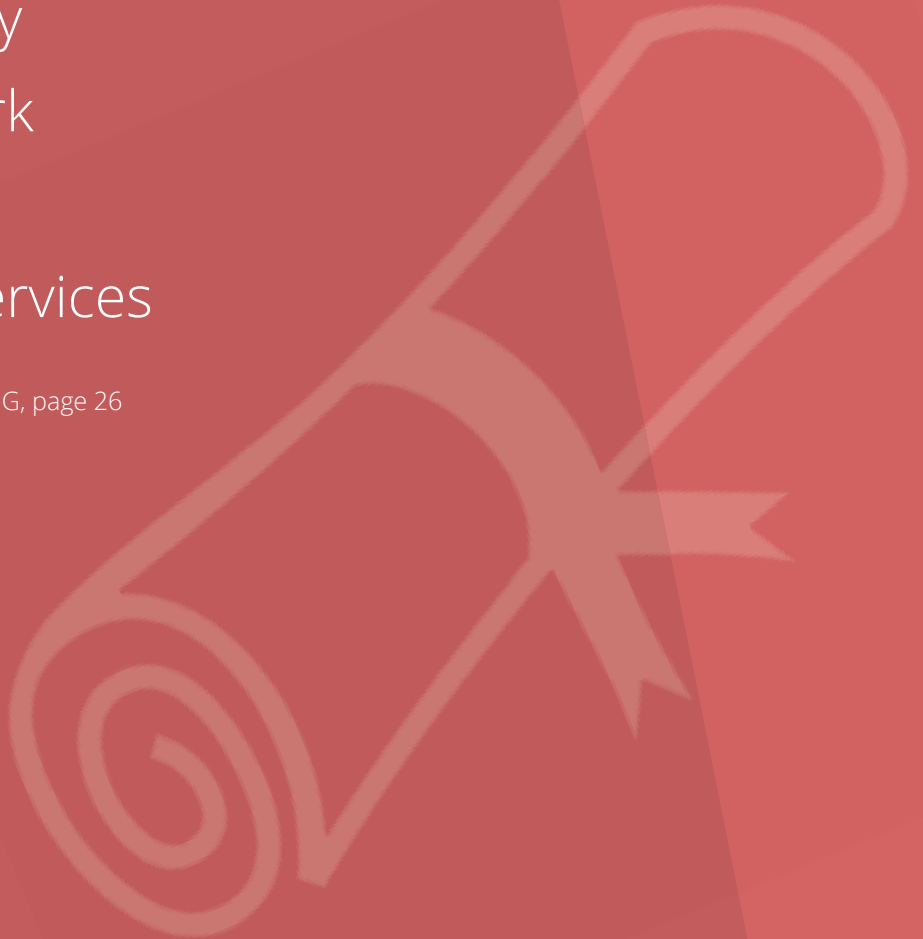


For complete list, see Appendix F, page 25

Educational programs appearing in the most job ads

1. Accounting
2. Business
3. Nursing
4. Business Administration
5. Computer Science
6. Engineering
7. Psychology
8. Social Work
9. Finance
10. Human Services

For complete list, see Appendix G, page 26



Top 10 positions by location quotient

This metric reveals how a given occupation in a certain region compares to that occupation on the national level. An LQ greater than, less than, or equal to 1.0 represents an occupation whose jobs are locally more than, less than, or equally prevalent to the national average, respectively. These top 10 positions are far more sought-after in Anchorage than anywhere else in the nation.

1. Speech Language Pathologists (3.38)
2. Occupational Therapy Assistants (2.58)
3. Computer User Support Specialists (2.19)
4. Office Clerks, General (2.17)
5. Laborers and Freight, Stock and Material Movers (2.06)
6. Baristas (1.92)
7. Vocational Education Teachers (1.83)
8. Mental Health Counselors (1.82)
9. Human Resources Specialists (1.77)
10. Pharmacy Technicians (1.75)

Frequently Asked Questions

What does Ads Closed mean? (Proxy for Hires) - The number of jobs that have been removed from listings within the designated time frame. While there may be other reasons for listings being taken down (i.e. decision not to fill the position), this metric can serve as a reasonable proxy for the number of hires.

What does Job Posting LQ mean? - The Job Posting Location Quotient (“JPLQ” shown in results). This metric reveals how a given occupation in a certain region compares to that occupation on the national level. An LQ greater than, less than, or equal to 1.0 represents an occupation whose jobs are locally more than, less than, or equally prevalent to the national average, respectively. For a given occupation, the $JPLQ = (\# \text{ of job ads locally} / \text{employment locally}) / (\# \text{ of ads in USA} / \text{employment USA})$.

What is SOC? The standard Occupational Classification system (SOC) is used to classify workers into occupational categories. RTI classifies workers in one of the 1,090 8-digit level codes known as the O*NET-SOC Occupational Listings. In addition, occupations are combined to form 23 major groups (2-digit level), 97 minor groups (3-digit), and 461 occupation groups (5-digit), and 840 detailed occupations (6-digit). Each occupation group includes occupations required similar job duties, skills, education, or experience.

How does the time period work? Online job postings included in this report are those that meet the Query Definition parameters (shown above) and that were active at any point in the specified time frame preceding the date this report is generated. As such, this report may include some ads that were closed as of the date of this report; in addition, this report may include some ads that were first posted prior to the specified time frame referred to above.

What are “active” and “closed” ads? An “active” ad refers to an online job posting that was still posted online when Chmura’s web crawler last viewed that page, which occurs at least once a week. An ad is considered “closed” if Chmura’s web crawler no longer sees the ad listed or if the ad is specifically designated on the site as no longer being active.

Is every online-job-ad website included in these data? We make every attempt to catch all of the significant job-posting websites across the United States, but we cannot guarantee complete, 100% coverage. If you have any questions about a particular website, please don’t hesitate to ask.

What certifications are included and how are they defined? We include over 3,000 different certifications in our job ad analyses. A complete list can be found in the JobsEQ help section, along with further information about those certifications.

About This Report This report and all data herein were produced by JobsEQ®, a product of Chmura Economics & Analytics. The information contained herein was obtained from sources we believe to be reliable. However, we cannot guarantee its accuracy and completeness.

Appendix A - Occupations in Anchorage

SOC	Occupation	Median Duration	Ads Closed	JPLQ	Total Ads	
41-2031.00	Retail Salespersons	29	404	1.11	1,065	
29-1141.00	Registered Nurses	31	184	1.54	582	
43-6014.00	Secretaries and Administrative Assistants, Except Legal, Medical, and Executive	28	205	1.82	495	
21-1093.00	Social and Human Service Assistants	33	235	1.61	474	
41-1011.00	First-Line Supervisors of Retail Sales Workers	31	109	1.02	411	
15-1151.00	Computer User Support Specialists	24	84	2.41	350	
43-4051.00	Customer Service Representatives	37	142	1.53	347	
49-9071.00	Maintenance and Repair Workers, General	39	120	1.22	290	
35-3021.00	Combined Food Preparation and Serving Workers, Including Fast Food	33	76	1.16	275	
43-5081.01	Stock Clerks, Sales Floor	35	110	1.46	273	
53-7062.00	Laborers and Freight, Stock, and Material Movers, Hand	20	140	2.07	271	
35-1012.00	First-Line Supervisors of Food Preparation and Serving Workers	39	49	0.73	228	
41-3099.00	Sales Representatives, Services, All Other	60	64	1.23	221	
43-3031.00	Bookkeeping, Accounting, and Auditing Clerks	29	90	1.86	207	
43-6013.00	Medical Secretaries	30	107	0.92	206	
37-2011.00	Janitors and Cleaners, Except Maids and Housekeeping Cleaners	37	77	1.06	204	
39-9011.01	Nannies	36	40	1.51	204	
11-9111.00	Medical and Health Services Managers	34	80	0.96	200	
15-1142.00	Network and Computer Systems Administrators	40	57	1.24	195	
13-1071.00	Human Resources Specialists	28	76	1.93	180	
43-5081.03	Stock Clerks- Stockroom, Warehouse, or Storage Yard	32	61	1.81	170	
43-9061.00	Office Clerks, General	35	58	2.35	168	
13-2011.01	Accountants	35	67	1.84	135	

Source: JobsEQ®, <http://www.chmuraecon.com/jobseq>
 Copyright © 2019 Chmura Economics & Analytics, All Rights Reserved.



Appendix A - Occupations in Anchorage (continued)

SOC	Occupation	Median Duration	Ads Closed	JPLQ	Total Ads
35-2014.00	Cooks, Restaurant	29	37	1.01	131
41-2011.00	Cashiers	34	29	1.26	126
13-1199.00	Business Operations Specialists, All Other	23	44	0.95	123
37-2012.00	Maids and Housekeeping Cleaners	41	53	0.99	111
33-9032.00	Security Guards	37	35	1.28	105
43-4171.00	Receptionists and Information Clerks	34	37	1.06	102
35-3031.00	Waiters and Waitresses	35	17	1.15	100
31-9092.00	Medical Assistants	35	45	0.74	99
53-3033.00	Light Truck or Delivery Services Drivers	41	39	0.79	96
53-3031.00	Driver/Sales Workers	26	28	0.77	92
35-2021.00	Food Preparation Workers	38	18	0.42	88
31-1014.00	Nursing Assistants	7	41	1.28	82
11-3031.02	Financial Managers, Branch or Department	59	25	0.85	80
11-2022.00	Sales Managers	52	28	1.18	70
13-1111.00	Management Analysts	36	14	0.67	67
35-9021.00	Dishwashers	48	13	0.97	65
53-3032.00	Heavy and Tractor-Trailer Truck Drivers	38	18	0.26	57
15-1132.00	Software Developers, Applications	64	6	0.63	52
51-1011.00	First-Line Supervisors of Production and Operating Workers	45	17	1.61	50
41-3031.02	Sales Agents, Financial Services	57	13	1.21	38
25-2011.00	Preschool Teachers, Except Special Education	63	15	0.45	33
43-1011.00	First-Line Supervisors of Office and Administrative Support Workers	55	17	1.13	30
51-9199.00	Production Workers, All Other	35	10	1.07	28
11-2021.00	Marketing Managers	33	4	0.46	26
29-2061.00	Licensed Practical and Licensed Vocational Nurses	20	12	0.84	24
15-1199.02	Computer Systems Engineers/Architects	15	2	0.32	23
15-1134.00	Web Developers	49	5	0.53	17

Source: JobsEQ®, <http://www.chmuraecon.com/jobseq>
 Copyright © 2019 Chmura Economics & Analytics, All Rights Reserved.



Appendix B - Openings by Employer

Employer Name	Median Duration	Ads Closed	Total Ads	
Providence Health & Services	29	343	546	
State of Alaska	n/a	0	427	
The University of Alaska	60	118	337	
Anchorage School District	48	33	206	
HCA	33	124	203	
Alaska Native Tribal Health Consortium	68	73	190	
Workplace Alaska	25	132	190	
Municipality of Anchorage	13	132	179	
Swedish Health Services	n/a	0	147	
Southcentral Foundation	73	39	140	
Alaska Executive Search, Inc.	64	90	129	
Care.com	n/a	0	122	
Humana	n/a	0	105	
Army and Air Force Exchange Service (AAFES)	7	88	95	
Carrs Quality Center	n/a	0	82	
University of Alaska System	234	1	77	
Department of the Air Force	7	65	72	
Salvation Army	16	52	69	
FedEx	16	58	67	
Holiday Stationstores, Inc.	n/a	0	67	
Builders FirstSource	28	45	62	
Bass Pro Shop	19	48	59	
Kendall Auto Alaska	46	34	58	
Lowe's	19	44	57	
First National Bank Alaska	64	22	56	
The Alaska Club	31	23	55	
Cook Inlet Tribal Council Inc.	49	52	52	

Source: JobsEQ®, <http://www.chmuraecon.com/jobseq>
 Copyright © 2019 Chmura Economics & Analytics, All Rights Reserved.



Appendix B - Openings by Employer (continued)

Employer Name	Median Duration	Ads Closed	Total Ads	
Air Force Nonappropriated Fund (AFNAF) Services Ca...	47	31	50	
Best Buy	24	27	50	
Alaska USA Federal Credit Union	53	21	46	
Alyeska Resort	43	4	45	
University of Alaska	55	7	44	
ASRC	21	25	42	
Kroger	25	21	42	
General Communication Inc.	49	16	36	
Mommy Jobs Online	n/a	0	36	
H&R Block	1	2	32	
Procare Therapy	n/a	0	32	
PetSmart	33	2	31	
Target	70	21	29	
Bering Straits Native Corporation	20	12	28	
Department of the Interior	15	26	28	
Interstate Hotels	24	25	28	
Lithia Motors, Inc.	32	16	28	
NANA Development Corporation	15	14	28	
Department of Veterans Affairs	15	18	27	
Department of the Army	14	22	26	
Northern Air Cargo	47	13	26	
Albertsons Companies	147	8	25	
Costco	n/a	0	25	

Source: JobsEQ®, <http://www.chmuraecon.com/jobseq>
 Copyright © 2019 Chmura Economics & Analytics, All Rights Reserved.



Appendix C - Openings by Certifications

Certificate Name	Median Duration	Ads Closed	Total Ads	
Driver's License	33	254	512	
Basic Life Support (BLS)	30	178	444	
Certification in Cardiopulmonary Resuscitation (CPR)	37	102	256	
Advanced Cardiac Life Support Certification (ACLS)	29	87	240	
Registered Nurse (RN)	28	74	207	
First Aid Certification	37	69	189	
Secret Clearance	19	108	183	
Pediatric Advanced Life Support (PALS)	28	46	133	
Certified Nursing Assistant (CNA)	19	49	90	
Commercial Driver's License (CDL)	37	42	90	
Neonatal Resuscitation Program (NRP)	14	9	37	
Licensed Clinical Social Worker (LCSW)	87	19	36	
Licensed Practical Nurse (LPN)	26	18	34	
Licensed Professional Counselor (LPC)	57	16	32	
Class A Commercial Driver's License (CDL-A)	36	13	31	
Medical Assistant Certification (MA)	40	18	31	
Cisco Certified Network Associate (CCNA)	39	12	28	
ServSafe Food Protection Manager Certification	55	4	28	
Basic Cardiac Life Support Certification (BCLS Certification)	44	14	27	
Trauma Nursing Core Course (TNCC)	29	4	26	
Advanced Trauma Life Support (ATLS)	73	1	24	
Certified IT Consultant (CITC)	44	8	24	
Forklift Certified	32	12	24	
The American Registry of Radiologic Technologists (ARRT) Certification	27	10	24	
Professional in Human Resources (PHR)	25	8	23	
Series 9	7	22	23	
Project Management Professional (PMP)	22	11	22	

Source: JobsEQ®, <http://www.chmuraecon.com/jobseq>
 Copyright © 2019 Chmura Economics & Analytics, All Rights Reserved.



Appendix C - Openings by Certifications (continued)

Certificate Name	Median Duration	Ads Closed	Total Ads
National Phlebotomy Association Certified Phlebotomist	17	7	21
Certified Professional Coder (CPC)	77	6	19
Engineer in Training (EIT)	14	12	19
HAZMAT	37	11	19
OSHA 30	16	9	19
Registered Health Information Technician (RHIT)	221	2	19
Certified Pharmacy Technician (CPT)	27	15	18
Child Development Associate (CDA)	34	9	17
Emergency Medical Technician (EMT)	37	6	17
Emergency Nursing Pediatric Course (ENPC)	33	5	17
Teaching English as a Foreign Language (TEFL)	n/a	0	17
Certified Coding Specialist (CCS)	224	1	16
Certified Information Systems Security Professional (CISSP)	9	2	16
Certified Safety Professional (CSP)	42	8	16
Microsoft Certified Solutions Associate (MCSA)	64	6	16
Certified Management Accountant (CMA)	33	7	15
Registered Health Information Administrator (RHIA)	224	1	15
Senior Professional in Human Resources (SPHR)	30	5	15
Automated Examination Specialists (AES)	76	11	14
Registered Respiratory Therapist (RRT)	43	4	14
Cisco Certified Network Professional (CCNP)	104	3	13
Class B Commercial Driver's License (CDL-B)	39	3	13
OSHA 10	30	2	13

Source: JobsEQ®, <http://www.chmuraecon.com/jobseq>
 Copyright © 2019 Chmura Economics & Analytics, All Rights Reserved.



Appendix D - Openings by Hard Skills

Skill Name	Median Duration	Ads Closed	Total Ads	
Microsoft Excel	37	660	1,615	
Microsoft Office	35	587	1,465	
Microsoft Outlook	36	333	822	
Microsoft Word	37	317	792	
Ability to Lift 41-50 lbs.	36	303	761	
Ability to Lift 51-100 lbs.	36	304	710	
Teaching/Training, Job	17	355	600	
Personal Computers (PC)	37	232	561	
Cash Handling	36	160	543	
English	30	169	508	
Keyboarding/Typing	33	239	500	
Microsoft PowerPoint	32	197	485	
Retail Sales	35	153	475	
Sales	45	183	467	
Health/Wellness	43	182	461	
Mathematics	33	195	456	
Ability to Lift 21-30 lbs.	29	198	452	
Word Processing	36	191	421	
Merchandising	41	123	390	
Teaching/Training, School	64	92	346	
Ability to Lift 31-40 lbs.	33	100	211	
Presentation	31	83	202	
Medical Terminology	32	103	198	
Accounting	31	82	185	
Finance	30	70	183	
Ability to Lift 11-20 lbs.	37	75	179	
Computer Programming/Coding	28	53	173	

Source: JobsEQ®, <http://www.chmuraecon.com/jobseq>
 Copyright © 2019 Chmura Economics & Analytics, All Rights Reserved.



Appendix D - Openings by Hard Skills (continued)

Forklifts	21	70	151	
Cash Registers	51	41	148	
Plumbing	31	65	148	
Food Preparation	46	32	142	
Bilingual	22	46	128	
Food Service	32	32	123	
Marketing	32	28	111	
Telecommunications	18	25	108	
Calculators	50	43	104	
Data Entry	26	44	104	
Nursing	27	44	103	
Structured Query Language (SQL)	42	22	96	
Autodesk AutoCAD	42	20	94	
People Skills	47	35	89	
Ability to Lift 1-10 lbs.	29	27	81	
Inventory Control	29	37	81	
Microsoft Access	25	25	78	
Microsoft SharePoint	39	31	77	
Using Ladders	45	15	74	
Customer Relationship Management (CRM)	51	25	71	
Data Analysis	41	20	68	
Bookkeeping	54	17	65	
Oracle	37	17	63	

Source: JobsEQ®, <http://www.chmuraecon.com/jobseq>
 Copyright © 2019 Chmura Economics & Analytics, All Rights Reserved.



Appendix E- Openings by Soft Skills

Skill Name	Median Duration	Ads Closed	Total Ads	
Communication (Verbal and written skills)	34	2,789	7,354	
Customer Service	31	1,643	4,071	
Cooperative/Team Player	34	1,172	3,216	
Self-Motivated/Ability to Work Independently/Self Leadership	41	1,030	2,724	
Organization	37	978	2,395	
Detail Oriented/Meticulous	35	839	2,087	
Supervision/Management	37	692	1,768	
Adaptability/Flexibility/Tolerance of Change and Uncertainty	34	596	1,734	
Accountable/Responsible/Reliable/Dependable/Trustworthy	38	672	1,628	
Interpersonal Relationships/Maintain Relationships	34	583	1,445	
Problem Solving	39	524	1,380	
Ability to Work in a Fast Paced Environment	34	425	1,292	
Prioritize	34	457	1,109	
Multi-Task	35	403	1,046	
Enthusiastic/Energetic	48	257	902	
Good Judgment	42	341	896	
Time Management/Time Utilization	31	324	820	
Confidentiality/Information Sensitivity	31	334	808	
Punctual	39	318	799	
Analytical	34	264	741	
Work Ethic/Hard Working	39	270	703	
Initiative	35	226	659	
Listening	38	241	644	
Clerical	26	274	630	
Project Management	36	233	630	
Optimism/Positive Attitude	36	195	573	
Leadership	30	157	563	

Source: JobsEQ®, <http://www.chmuraecon.com/jobseq>
 Copyright © 2019 Chmura Economics & Analytics, All Rights Reserved.


















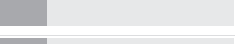











Appendix E- Openings by Soft Skills

Coachable/Willingness to Learn	43	193	534	
Dispute Resolution/Conflict Resolution/Diplomacy/Problem Resolution	37	164	430	
Outgoing/Extrovert/People Person	46	133	403	
Negotiation	32	138	397	
Reasoning	33	145	379	
Self Confidence	47	86	314	
Coaching/Mentoring	31	106	312	
Grammar	37	129	306	
Decision Making/Decisiveness	33	90	287	
Integrity/Honesty	28	96	275	
Critical Thinking	37	96	272	
Manual Dexterity	35	96	236	
Competitiveness	8	102	209	
Common Sense	39	74	170	
Troubleshooting	36	52	168	
Interviewing	39	75	164	
Motivational	46	48	156	
Goal Oriented	34	45	125	
Customer Focused	51	36	124	
Telephone Etiquette	43	54	117	
Quick Learner	34	36	109	
Public Speaking	36	53	107	
Efficiency	35	32	97	

Source: JobsEQ®, <http://www.chmuraecon.com/jobseq>
 Copyright © 2019 Chmura Economics & Analytics, All Rights Reserved.



Appendix F - Openings by Job Titles

Job Title	Median Duration	Ads Closed	Total Ads	
Sales Associate	44	12	55	
Administrative Assistant	33	24	49	
Assistant Manager	63	6	39	
Cashier	34	8	37	
Customer Service Representative	78	10	32	
Bartender	397	2	29	
Receptionist	33	6	24	
Barista	61	3	20	
Babysitter	59	8	19	
Assembler	6	16	18	
Cook	18	8	18	
Assistant Store Manager	194	6	15	
Babysitter Needed For 2 Children In Anchorage	n/a	0	13	
Accounting Clerk	41	10	12	
Delivery Driver	35	7	12	
Accounts Payable Specialist	21	4	11	
Area Sales Manager	41	6	11	
Busser	26	1	11	
Customer Service Associate	16	2	10	
Dishwasher	48	3	10	
Sales Representative	88	4	10	
General Manager	8	5	9	
Janitor	54	2	9	
Accounting Technician I/II/III	60	1	8	
Associate Team Leader	1	2	8	
Baker	742	1	8	
Billing Specialist	54	2	8	

Source: JobsEQ®, <http://www.chmuraecon.com/jobseq>
 Copyright © 2019 Chmura Economics & Analytics, All Rights Reserved.



Appendix F - Openings by Job Titles (continued)

Job Title	Median Duration	Ads Closed	Total Ads	
Accounts Payable Clerk	53	5	7	
Accounts Payable Technician	46	1	7	
Administrative Assistant II	21	4	7	
Assistant Controller	33	3	7	
Babysitter Needed For 1 Child In Anchorage	n/a	0	7	
Barista/Cafe Server - Part-Time	30	2	7	
Breakfast Attendant	30	4	7	
CLEANER	10	6	7	
Certified Medical Assistant	59	3	7	
Certified Nursing Assistant - Extended Care	19	5	7	
Detailer	55	2	7	
Line Cook	13	5	7	
Stationstore Manager	n/a	0	7	
Accountant	79	2	6	
Accounting Coordinator	22	5	6	
Administrative Assistant, Consultant	49	1	6	
Automotive Sales Representative	461	1	6	
Automotive Service Technician	n/a	0	6	
Business Development Manager	52	4	6	
Night Manager	n/a	0	6	
Physical Therapist	74	1	6	
Registered Nurse	14	1	6	
Retail Sales Associate	157	4	6	

Source: JobsEQ®, <http://www.chmuraecon.com/jobseq>
 Copyright © 2019 Chmura Economics & Analytics, All Rights Reserved.






























Appendix G - Openings by Education Levels

Minimum Education Level	Median Duration	Ads Closed	Total Ads	
High school diploma or equivalent	31	1,965	4,545	
Bachelor's degree	36	824	2,010	
Associate's degree	32	232	531	
Master's degree	35	119	330	
Doctoral or professional degree	15	28	126	
Unspecified/other	34	2,477	8,770	

Source: JobsEQ®, <http://www.chmuraecon.com/jobseq>
 Copyright © 2019 Chmura Economics & Analytics, All Rights Reserved.



Appendix H - Openings by Programs

Program Name	Median Duration	Ads Closed	Total Ads	
Accounting	32	177	360	
Business	41	151	315	
Nursing	31	122	288	
Business Administration	24	147	250	
Computer Science	33	74	228	
Engineering	29	84	202	
Finance	33	94	177	
Psychology	59	77	168	
Social Work	58	84	167	
Human Services	43	55	91	
Marketing	42	32	83	
Human Resources	20	41	77	
Counseling	56	32	69	
Economics	30	30	64	
Mathematics	22	27	62	
Biology	19	25	61	
Civil Engineering	28	18	54	
Technical	33	17	54	
Education	32	29	49	
Information Technology	59	11	47	
Communications	28	24	46	
Construction Management	35	24	42	
Mechanical Engineering	24	15	40	
Electrical Engineering	32	11	39	
Public Administration	16	28	39	
Science	16	15	37	
Business Management	29	12	36	

Source: JobsEQ®, <http://www.chmuraecon.com/jobseq>
 Copyright © 2019 Chmura Economics & Analytics, All Rights Reserved.



Appendix H - Openings by Programs

Health	39	21	36	
Management	30	20	35	
Environmental Science	27	8	34	
Social Science	32	14	34	
Pharmacy	40	17	33	
Electronics	41	16	32	
Chemistry	14	14	31	
Computer Information Systems	13	22	30	
Healthcare	29	14	28	
Public Health	41	10	28	
Management Information Systems	31	14	26	
Natural Science	24	7	26	
Healthcare Administration	43	15	25	
Occupational Therapy	45	7	25	
Journalism	41	13	24	
Medicine	146	3	23	
Speech-Language Pathology	40	5	23	
Statistics	33	11	23	
Geology	35	5	22	
Architecture	82	7	21	
Criminal Justice	29	11	21	
Physical Therapy	20	10	20	
Public Relations	33	10	18	

Source: JobsEQ®, <http://www.chmuraecon.com/jobseq>
 Copyright © 2019 Chmura Economics & Analytics, All Rights Reserved.



Customized reports available upon request.



510 L Street, Suite 603
Anchorage, AK 99501

(907) 258-3700