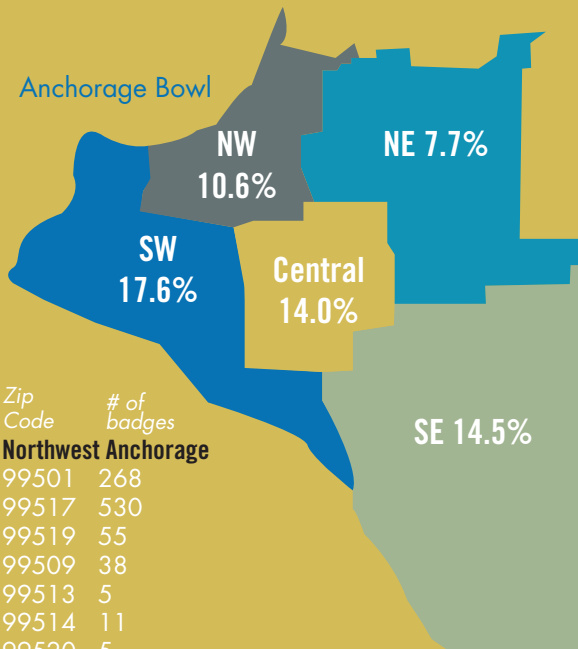


Residency of ANC Employees



Zip Code	# of badges
Northwest Anchorage	
99501	268
99517	530
99519	55
99509	38
99513	5
99514	11
99520	5
99599	1
TOTAL	913
Northeast Anchorage	
99504	600
99505	9
99506	14
99510	8
99521	10
99524	22
TOTAL	663
Central Anchorage	
99503	350
99508	540
99518	296
99523	15
TOTAL	1,201
Southwest Anchorage	
99502	924
99511	24
99515	536
99521	26
TOTAL	1,510
Southeast Anchorage	
99507	852
99516	384
99540	5
TOTAL	1,241

Chugiak/Eagle River	
99567	103
99577	327
TOTAL	430
Girdwood	
99587	20
Mat-Su Borough	
99654	255
99645	179
99652	14
99674	5
99623	2
99629	2
99687	58
TOTAL	515

Zip Code Unknown	
	1,650
Other Alaska	
	150
Outside Alaska	
	302
Total ANC & MAT-SU	
	6,493

Total Badged Employees
8,585

ANC Quick Facts

- 9.5 hours from 90% of the world
- #2 airport in the U.S. for landed cargo weight
- #5 in world cargo tonnage
- World's largest & busiest seaplane base
- ANC encompasses 4,612 acres, including 3 runways and Lake Hood.
 - ➔ 500 float plane slips, 500 wheeled airplane tie downs
 - ➔ 2 terminal buildings (North & South)
 - ➔ Rental Car Center
 - ➔ Alaska Railroad Train Depot
- 265 businesses/agencies lease space at ANC
 - ➔ 80 retail & service providers
 - ➔ 45 airlines (cargo & passenger)
 - ➔ 40 airport support companies
 - ➔ 35 air service companies
 - ➔ 15 car rental & parking services
 - ➔ 10 logistics & freight forwarders
 - ➔ Government agencies (local, state, fed)
 - ➔ Tour companies & cultural attractions

Updated March 2012



Ted Stevens
Anchorage
International Airport

PO BOX 195960
Anchorage, AK 99519-6960
(907) 266-2119
www.AnchorageAirport.com

ECONOMIC IMPACTS




Ted Stevens
Anchorage
International Airport



ANC

Ted Stevens Anchorage International Airport (ANC) is an important contributor to the Municipality of Anchorage (MOA) and the Alaska economy and is a critical link between Alaska communities, U.S. and international destinations. The economic impacts of ANC for FY2011 are presented in this brochure, painting a true picture of the important role ANC has on employment, earnings, spending, projects and more for the State of Alaska.

Employment & Earnings

9,123 
 direct jobs
 earning \$724M 

6,454 
 indirect/induced jobs
 earning \$303M 

15,577 
 Total jobs at ANC
 earning \$1 Billion 

Government Revenues

- At least \$2.3 million in property taxes to the MOA from businesses operating at ANC
- \$101.2 million in operating & investment revenues for the International Airport Revenue Fund (Landing fees made up 37% or \$37.5 million in total revenue)

1 in 10 in Anchorage is directly or indirectly related to ANC
J O B S

Spending on Goods & Services

- ANC spends over \$12 million annually on locally provided goods and services
*does not include utilities or construction related spending
- Public infrastructure construction projects at ANC generated 1,078 jobs and \$54 million in earnings

Aviation Activity

- ANC received 92,684 aircraft landings in FY2011
- ANC saw over 5 million passengers and more than 5.75 billion pounds of freight

50,687 + 41,997 =
 Passenger Landings + Cargo Landings
92,684
 Total Commercial Aircraft Landings in FY2011

Linking Anchorage

- 2.3 million passengers boarded direct flights that originated in Anchorage
- Passengers traveled from Anchorage to 136 different destinations in Alaska, the U.S., and internationally



TOP PASSENGER DESTINATIONS

AK

FAIRBANKS
 JUNEAU
 KENAI
 KODIAK
 BETHEL

US

SEATTLE
 MINNEAPOLIS
 CHICAGO
 PORTLAND
 SALT LAKE CITY

INT'l

VANCOUVER
 FRANKFURT
 TOKYO
 OSAKA
 NAGOYA



TOP CARGO DESTINATIONS

AK

BETHEL
 NOME
 KOTZEBUE
 DILLINGHAM
 FAIRBANKS

US

CHICAGO
 LOS ANGELES
 NEW YORK CITY
 LOUISVILLE
 DALLAS/
 FORT WORTH

INT'l

TAIPEI
 SEOUL
 HONG KONG
 TOKYO
 BEIJING

% of US Cargo Transiting through ANC

(by volume)

71% of ASIA - bound from US

82% of US - bound from ASIA

% of Cargo Capacity Utilized on US-ASIA Flights

