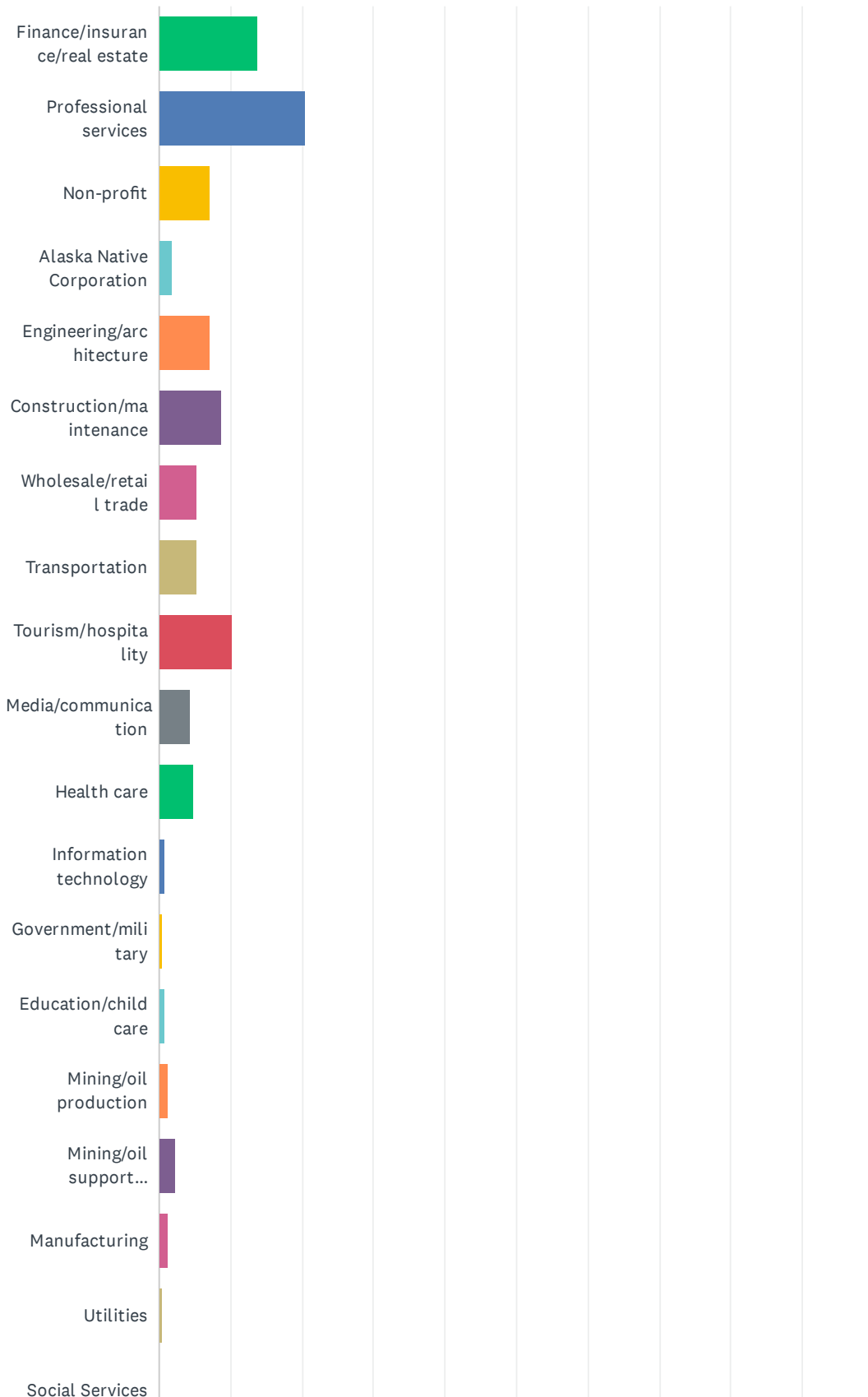
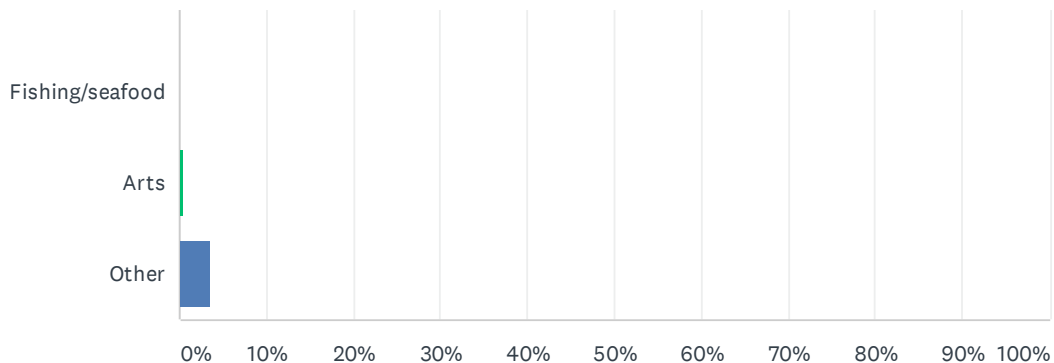


Q1 Which sector best describes your business?

Answered: 253 Skipped: 1



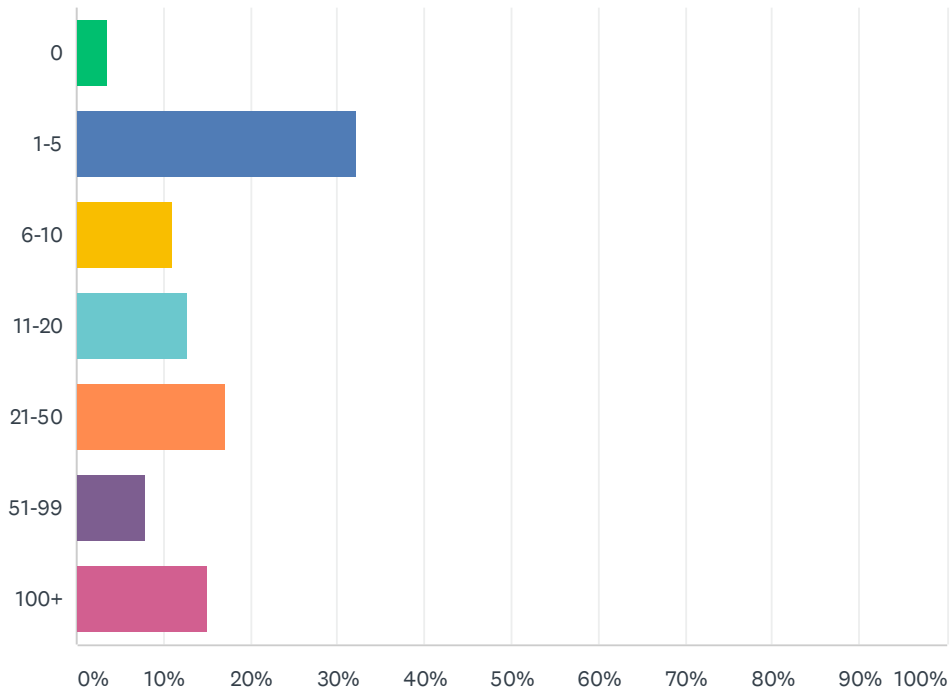
COVID-19 Economic Impact Survey



ANSWER CHOICES	RESPONSES	
Finance/insurance/real estate	13.83%	35
Professional services	20.55%	52
Non-profit	7.11%	18
Alaska Native Corporation	1.98%	5
Engineering/architecture	7.11%	18
Construction/maintenance	8.70%	22
Wholesale/retail trade	5.14%	13
Transportation	5.14%	13
Tourism/hospitality	10.28%	26
Media/communication	4.35%	11
Health care	4.74%	12
Information technology	0.79%	2
Government/military	0.40%	1
Education/childcare	0.79%	2
Mining/oil production	1.19%	3
Mining/oil support services	2.37%	6
Manufacturing	1.19%	3
Utilities	0.40%	1
Social Services	0.00%	0
Fishing/seafood	0.00%	0
Arts	0.40%	1
Other	3.56%	9
TOTAL		253

Q2 How many people does your business currently employ?

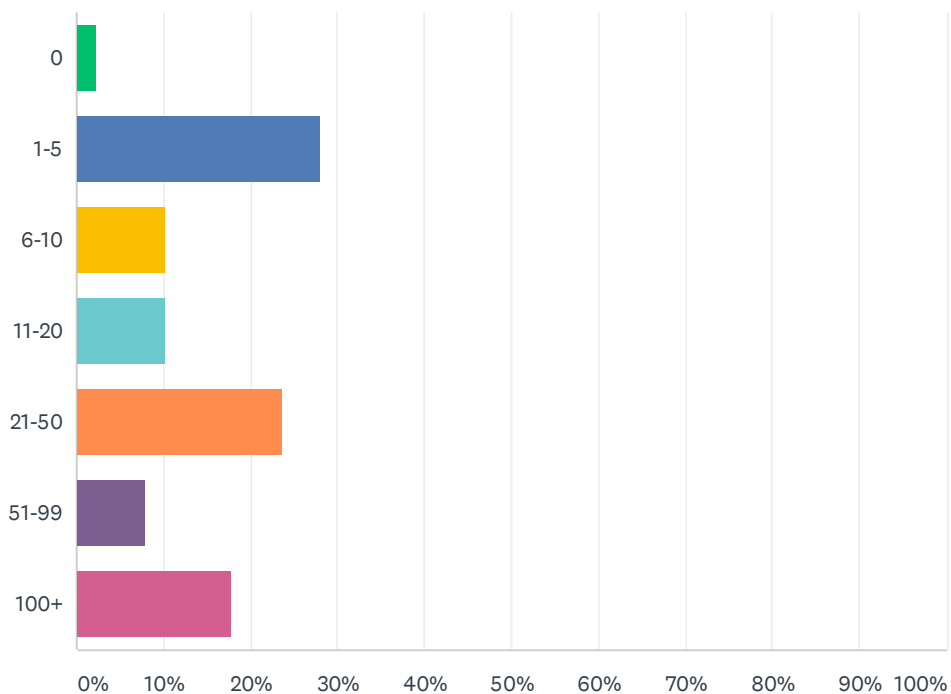
Answered: 251 Skipped: 3



ANSWER CHOICES	RESPONSES	
0	3.59%	9
1-5	32.27%	81
6-10	11.16%	28
11-20	12.75%	32
21-50	17.13%	43
51-99	7.97%	20
100+	15.14%	38
TOTAL		251

Q3 How many people does your business employ during the peak season?

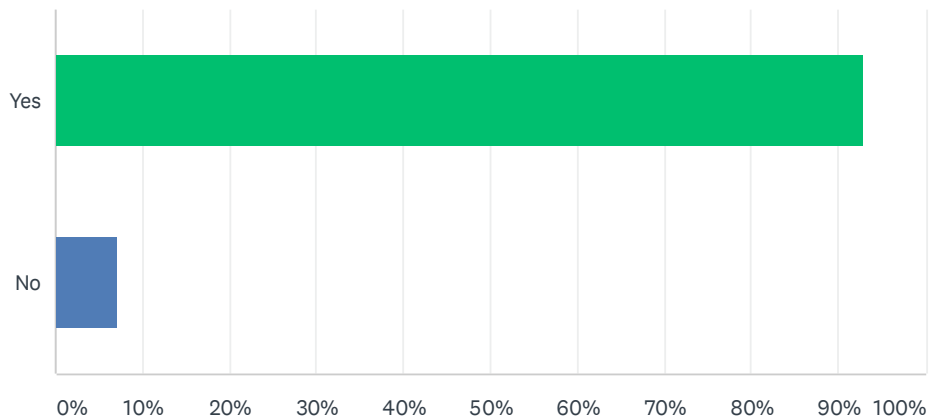
Answered: 254 Skipped: 0



ANSWER CHOICES	RESPONSES	
0	2.36%	6
1-5	27.95%	71
6-10	10.24%	26
11-20	10.24%	26
21-50	23.62%	60
51-99	7.87%	20
100+	17.72%	45
TOTAL		254

Q4 Have you experienced any disruption in business due to COVID-19?

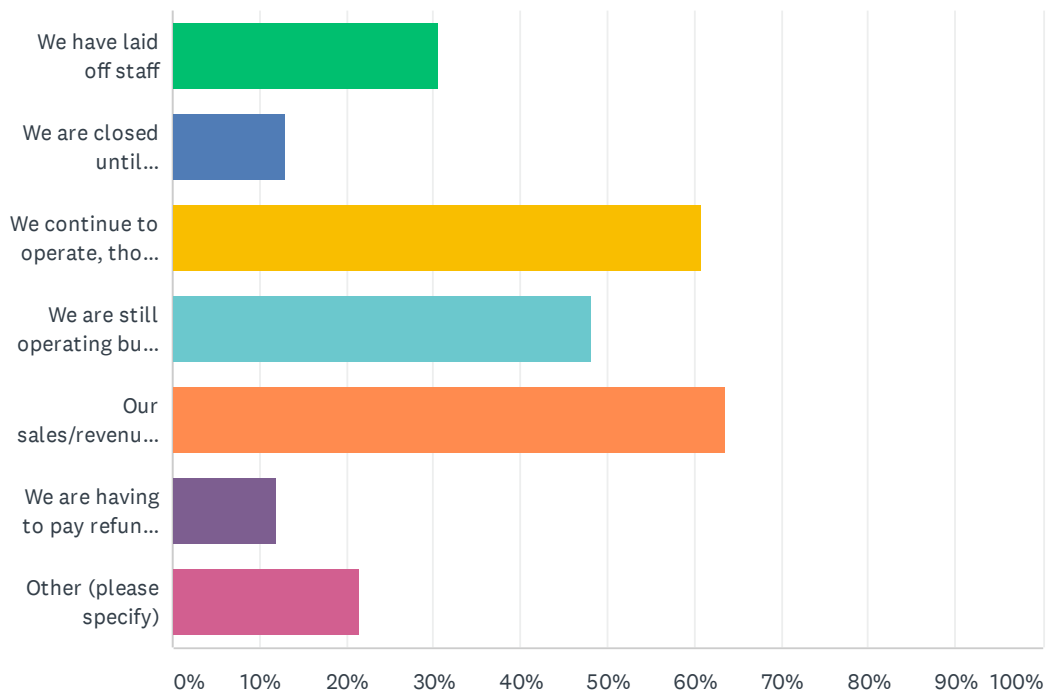
Answered: 252 Skipped: 2



ANSWER CHOICES	RESPONSES	
Yes	92.86%	234
No	7.14%	18
TOTAL		252

Q5 If yes, please indicate how your business has been affected by COVID-19 (check all that apply).

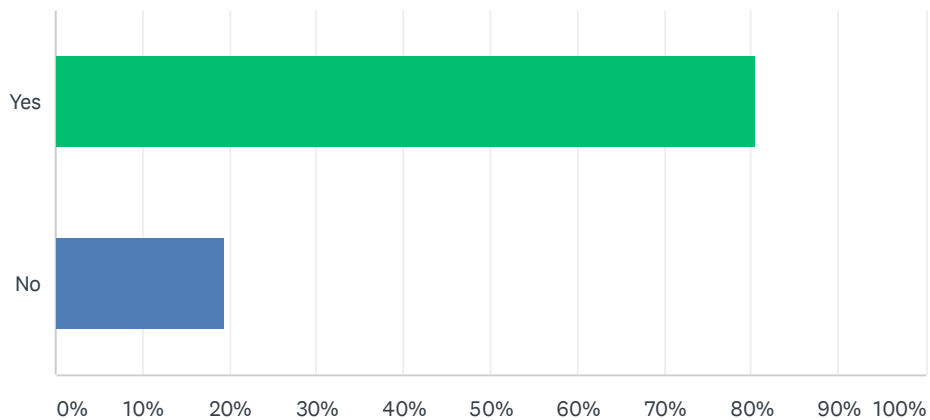
Answered: 245 Skipped: 9



ANSWER CHOICES	RESPONSES	
We have laid off staff	30.61%	75
We are closed until restrictions are lifted	13.06%	32
We continue to operate, though employees are working from home	60.82%	149
We are still operating but at a reduced scale	48.16%	118
Our sales/revenue have declined	63.67%	156
We are having to pay refunds to customers	11.84%	29
Other (please specify)	21.63%	53
Total Respondents: 245		

Q6 Has your business experienced a decline in revenue due to COVID-19 in the last 30 days (compared to same period in 2019)?

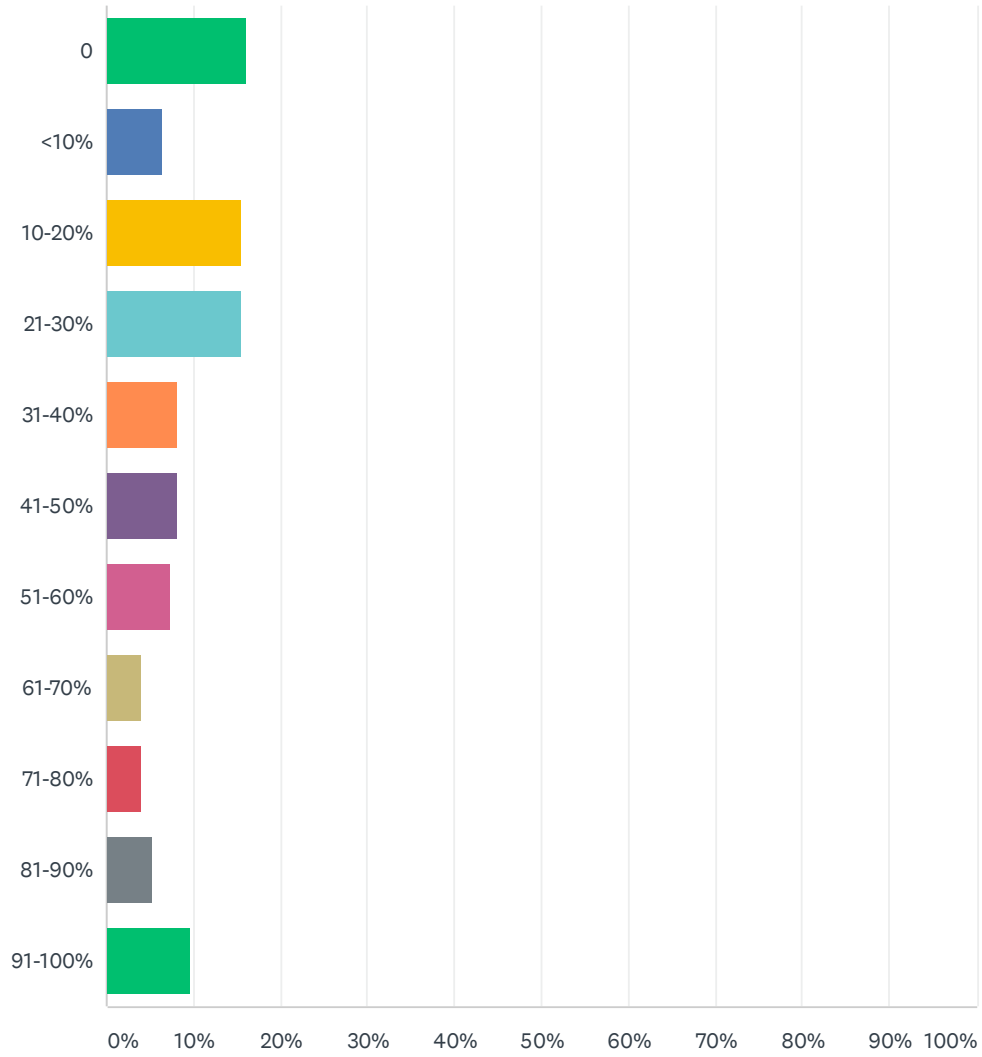
Answered: 252 Skipped: 2



ANSWER CHOICES	RESPONSES	
Yes	80.56%	203
No	19.44%	49
TOTAL		252

Q7 Please estimate the decrease.

Answered: 247 Skipped: 7

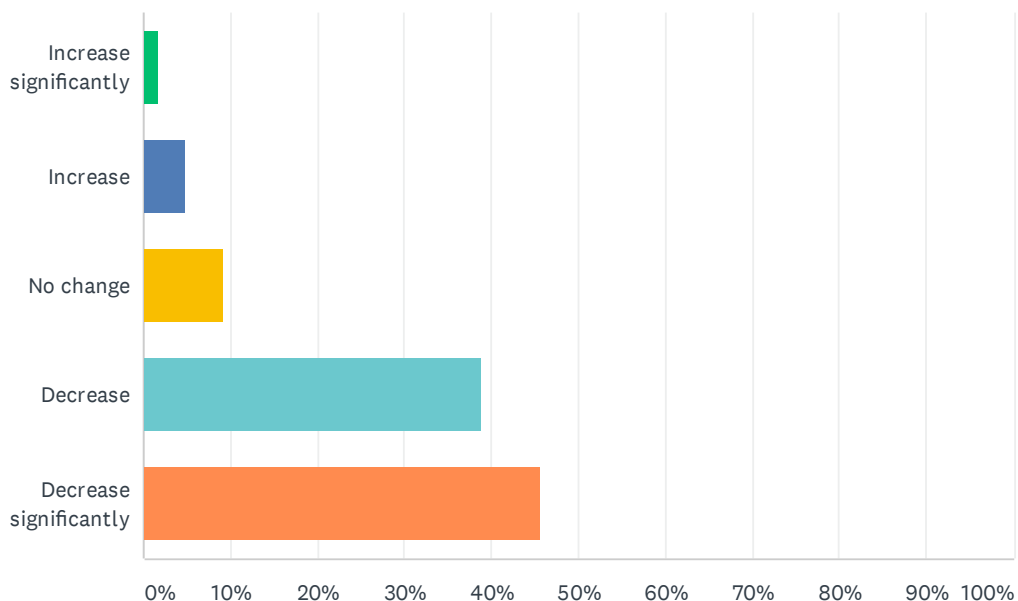


COVID-19 Economic Impact Survey

ANSWER CHOICES	RESPONSES	
0	16.19%	40
<10%	6.48%	16
10-20%	15.38%	38
21-30%	15.38%	38
31-40%	8.10%	20
41-50%	8.10%	20
51-60%	7.29%	18
61-70%	4.05%	10
71-80%	4.05%	10
81-90%	5.26%	13
91-100%	9.72%	24
TOTAL		247

Q8 How much do you project your revenues will change in the first half of 2020 compared to 2019?

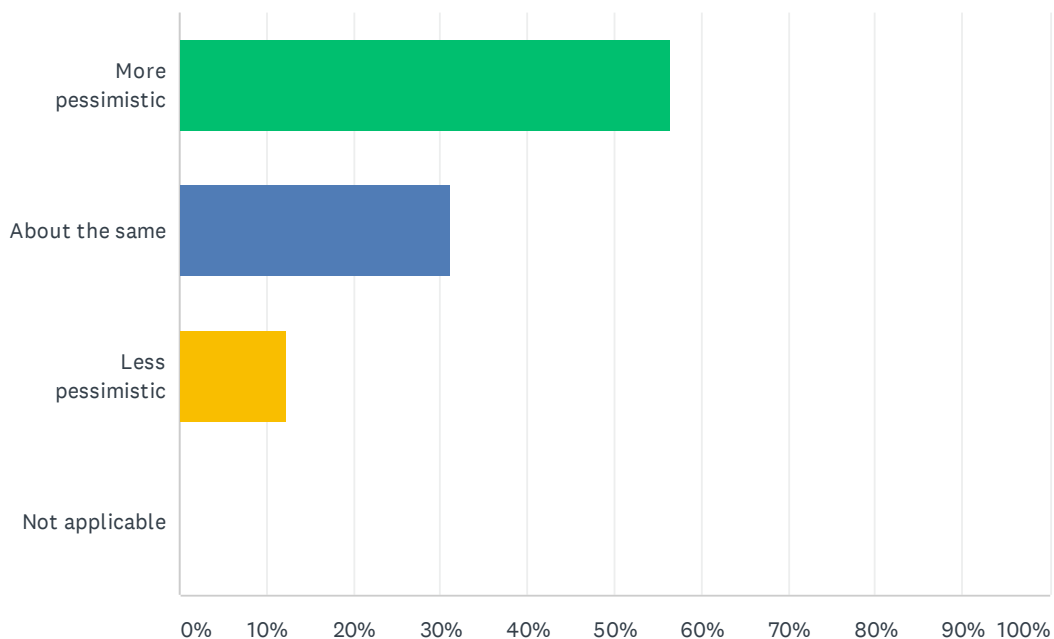
Answered: 252 Skipped: 2



ANSWER CHOICES	RESPONSES
Increase significantly	1.59% 4
Increase	4.76% 12
No change	9.13% 23
Decrease	38.89% 98
Decrease significantly	45.63% 115
TOTAL	252

Q9 Is your revenue outlook for 2020 more pessimistic, less pessimistic, or about the same as it was two weeks ago?

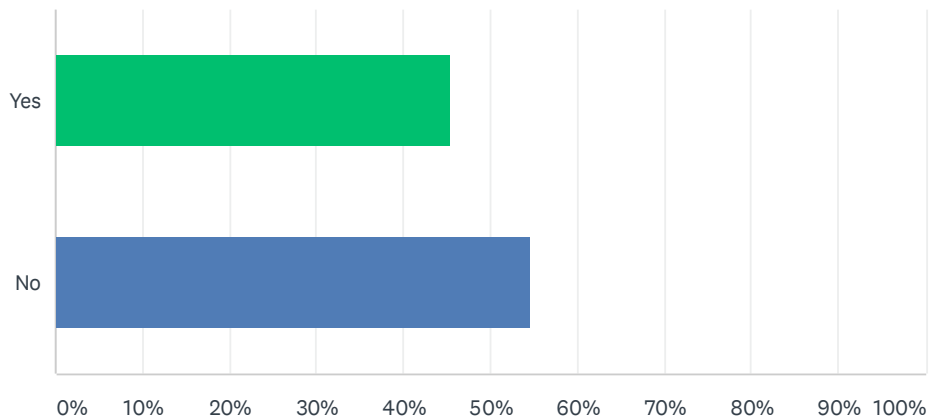
Answered: 253 Skipped: 1



ANSWER CHOICES	RESPONSES	
More pessimistic	56.52%	143
About the same	31.23%	79
Less pessimistic	12.25%	31
Not applicable	0.00%	0
TOTAL		253

Q10 Have you made any employment reductions due to COVID-19?

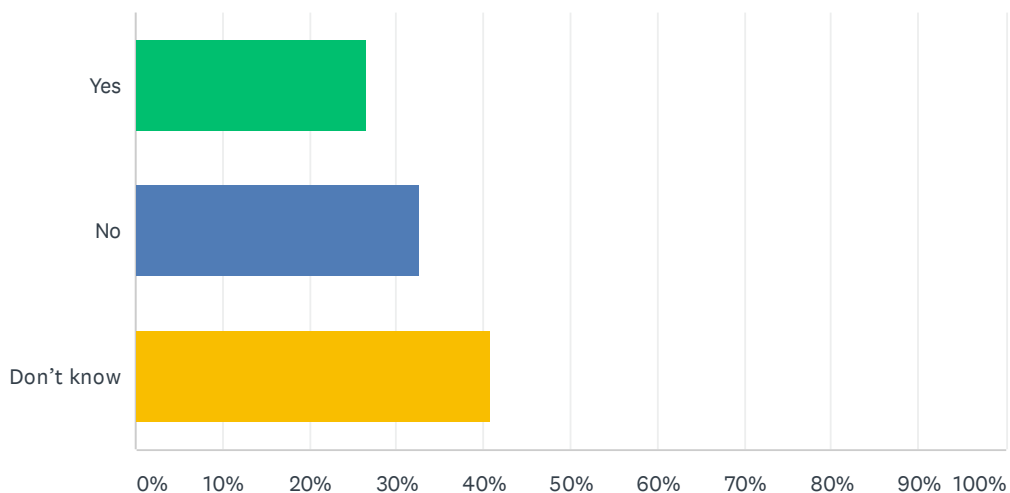
Answered: 253 Skipped: 1



ANSWER CHOICES	RESPONSES	
Yes	45.45%	115
No	54.55%	138
TOTAL		253

Q11 Do you expect to make employment cuts in the future due to COVID-19?

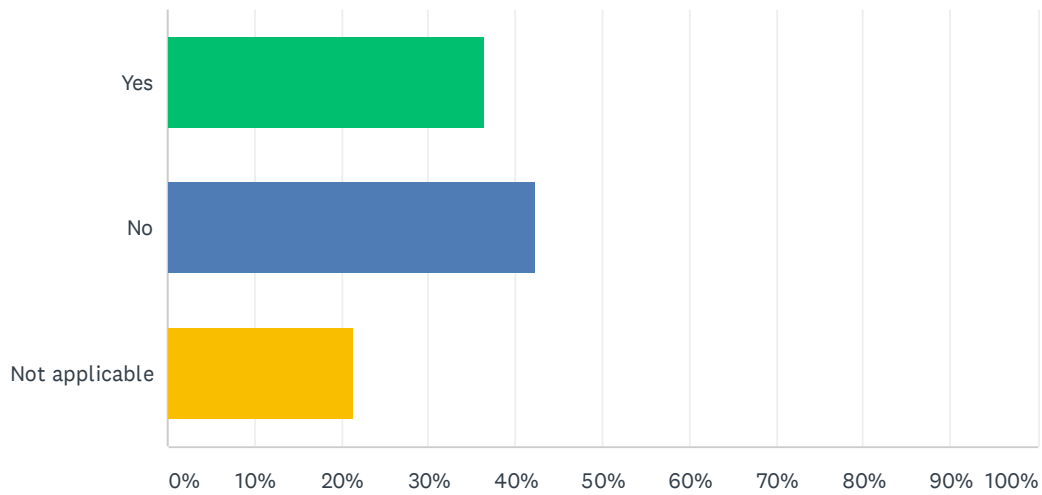
Answered: 252 Skipped: 2



ANSWER CHOICES	RESPONSES	
Yes	26.59%	67
No	32.54%	82
Don't know	40.87%	103
TOTAL		252

Q12 Has your supply chain been disrupted?

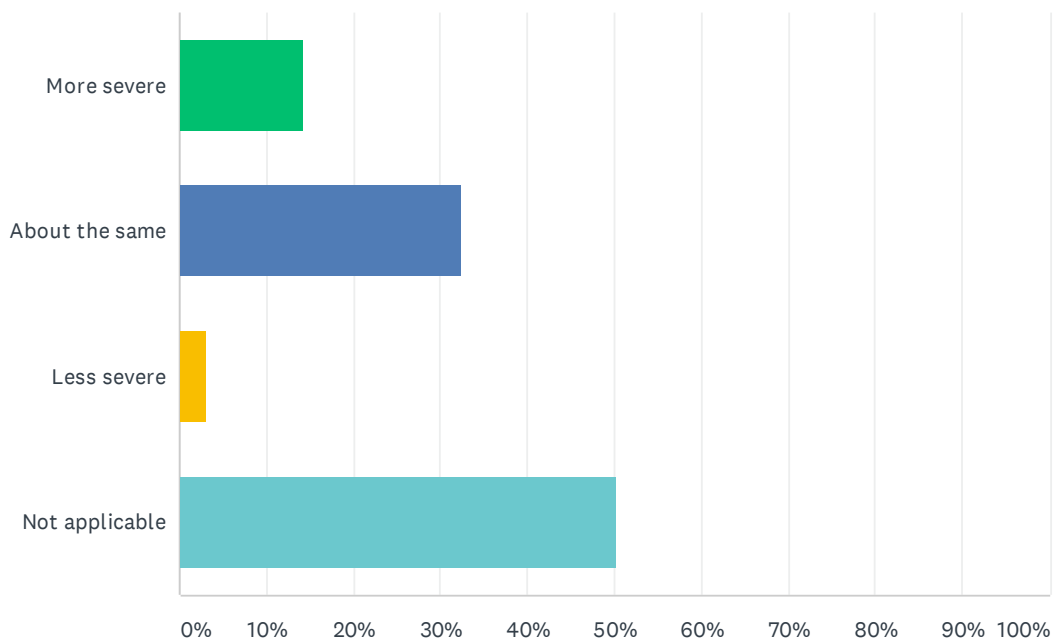
Answered: 253 Skipped: 1



ANSWER CHOICES	RESPONSES	
Yes	36.36%	92
No	42.29%	107
Not applicable	21.34%	54
TOTAL		253

Q13 Are the supply chain disruptions you are experiencing today more severe, less severe, or about the same as they were two weeks ago?

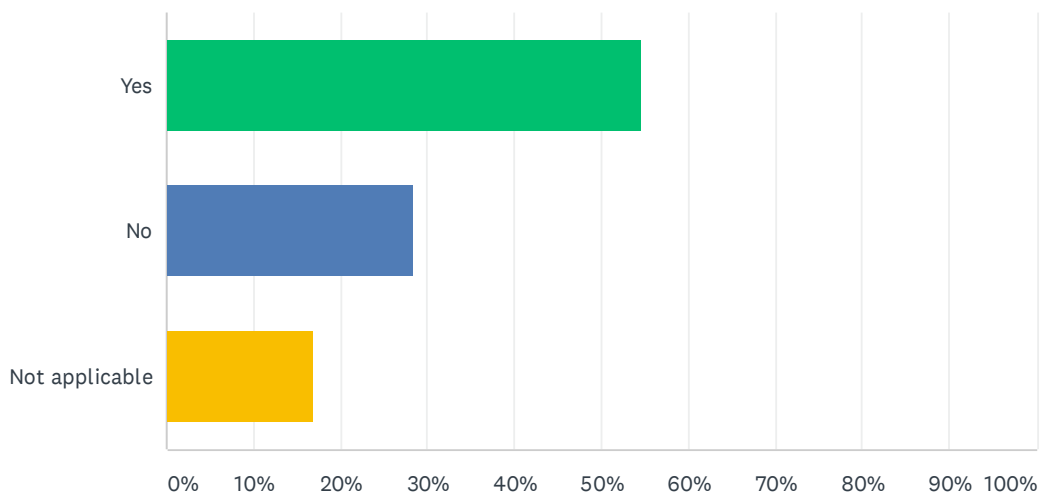
Answered: 253 Skipped: 1



ANSWER CHOICES	RESPONSES	
More severe	14.23%	36
About the same	32.41%	82
Less severe	3.16%	8
Not applicable	50.20%	127
TOTAL		253

Q14 Have you experienced disruptions from vendors and service providers?

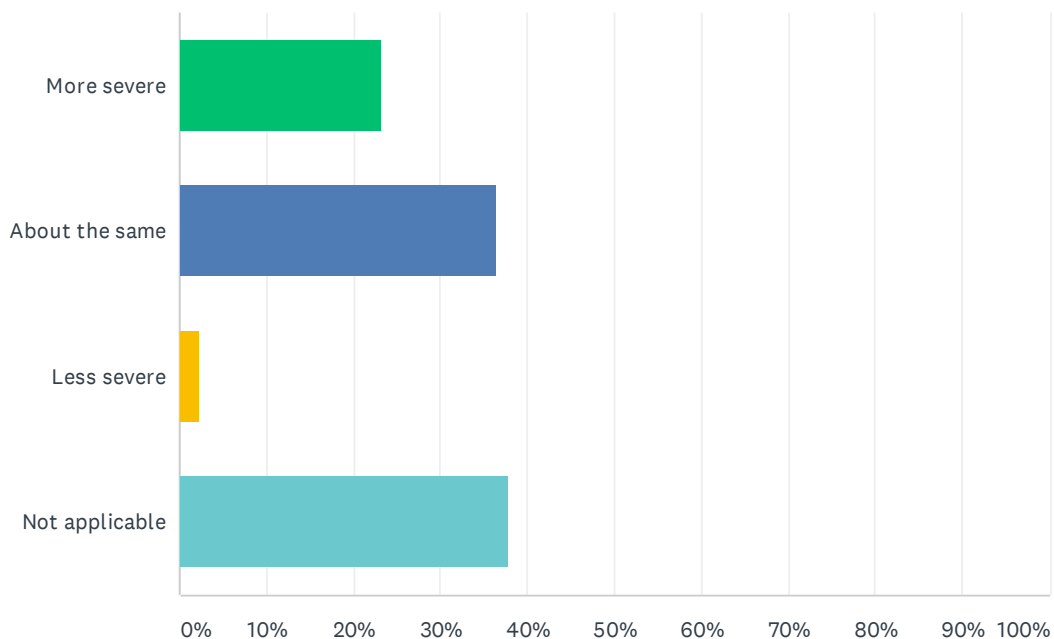
Answered: 253 Skipped: 1



ANSWER CHOICES	RESPONSES	
Yes	54.55%	138
No	28.46%	72
Not applicable	17.00%	43
TOTAL		253

Q15 Are the vendor and service disruptions you are experiencing today more severe, less severe, or about the same as they were two weeks ago?

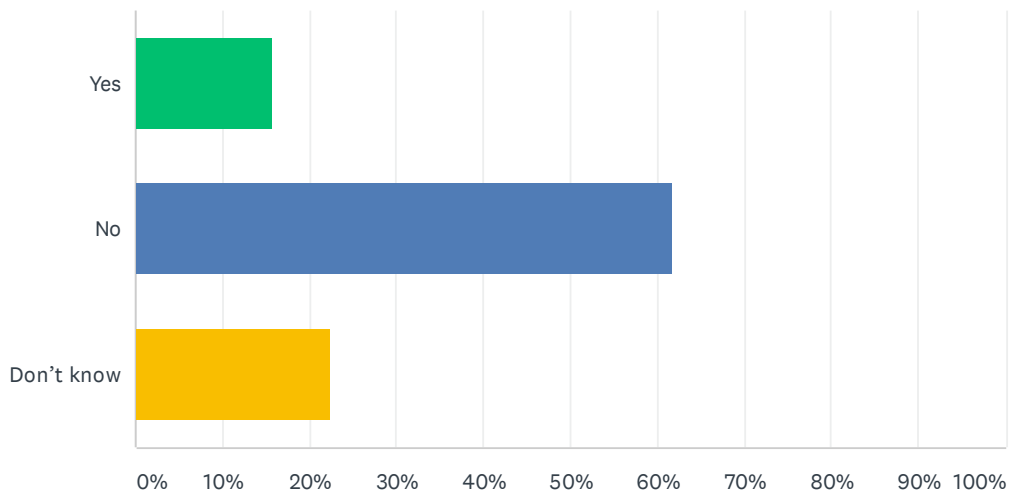
Answered: 253 Skipped: 1



ANSWER CHOICES	RESPONSES
More severe	23.32% 59
About the same	36.36% 92
Less severe	2.37% 6
Not applicable	37.94% 96
TOTAL	253

Q16 Is your business at risk of closing permanently because of impact caused by COVID-19?

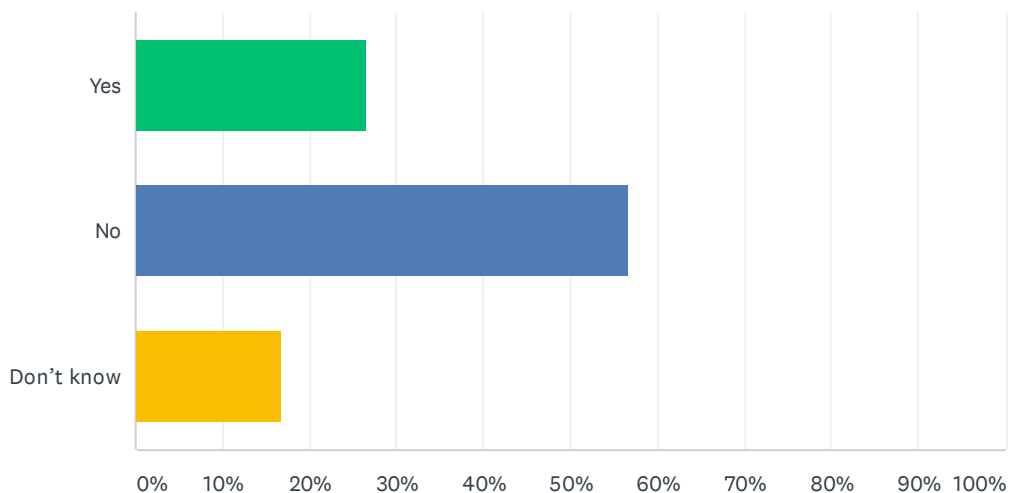
Answered: 254 Skipped: 0



ANSWER CHOICES	RESPONSES	
Yes	15.75%	40
No	61.81%	157
Don't know	22.44%	57
TOTAL		254

Q17 Is the risk today of your business closing permanently greater than it was 10 days ago?

Answered: 252 Skipped: 2



ANSWER CHOICES	RESPONSES	
Yes	26.59%	67
No	56.75%	143
Don't know	16.67%	42
TOTAL		252

Q18 Briefly describe the steps you are taking to mitigate the impact of COVID-19 on your business.

Answered: 183 Skipped: 71