

Real-Time Jobs Intelligence Report

Q3 2020



AEDC
Anchorage Economic
Development Corporation



Sponsored by



INTRODUCTION

The data from the Real-Time Jobs Intelligence Report comes from Jobs EQ, a service that provides access to labor market data down to the zip code. This report is a snapshot of the Anchorage job market in the third quarter of 2020.

In this report, readers will find information on the types of jobs, education levels, certificates and hard and soft skills that are more sought-after in Anchorage. Readers will also find which jobs are more prevalent in Anchorage compared to anywhere else in the country with the detailed Job Posting Location Quotient data.

This information helps to inform important business decisions, from tech schools using hard data to determine which certification programs are most crucial, businesses using ad duration periods to identify which jobs are easiest to fill, to prospective employees deciding top certificates in which to invest their time and resources.

The appendix provides additional information to supplement this at-a-glance report. For more information, please reach out to Director of Strategic Initiatives Emma Irish at eirishh@aedcweb.com or 907-334-1210.

Total online job postings

12,378

the third quarter of 2020

8,534 job titles posted

2,722 employers posting jobs

584 different occupations represented

278 different certifications sought



Top 10 openings by occupation

Most common job listings

1. Retail salespersons
2. Registered nurses
3. Stockers and order fillers
4. Social and human service assistants
5. First-line supervisors of retail sales workers
6. Computer use support specialists
7. Medical secretaries and administrative assistants
8. Secretaries and administrative assistants, except legal, medical and executive
9. Customer service representatives
10. Maintenance and repair workers, general

For complete list, see Appendix A, page 14



Top 10 Employers by Job Openings in Anchorage

Employers with the highest number of job openings

1. Providence Health & Services
2. Alaska Native Tribal Health Consortium
3. The University of Alaska
4. Anchorage School District
5. Lowes
6. State of Alaska
7. Department of the Air Force
8. Municipality of Anchorage
9. Humana
10. Alaska Teacher Placement


For complete list, see Appendix B, page 16

Top 10 sought-after certificates

Most frequently requested certificates in job postings

1. Basic Life Support (BLS)
2. Driver's License
3. Registered Nurse (RN)
4. Certification in Cardiopulmonary Resuscitation (CPR)
5. Advanced Cardiac Life Support Certification (ACLS)
6. First Aid Certification
7. Certified Nursing Assistant (CNA)
8. Secret Clearance
9. Pediatric Advanced Life Support (PALS)
10. Certified Public Accountant (CPA)

For complete list, see Appendix C, page 18



Top 10 sought-after hard skills

Most frequently requested hard skills in job postings

1. Microsoft Excel
2. Microsoft Office
3. Ability to Lift 41-50 lbs
4. Personal Computers (PC)
5. Ability to Lift 51-100 lbs
6. English
7. Health/Wellness
8. Retail sales
9. Microsoft Word
10. Microsoft Outlook

For complete list, see Appendix D, page 19



Top 10 sought-after soft skills

Most frequently requested soft skills in job postings

1. Communications (verbal and written skills)
2. Customer service
3. Cooperative/Team Player
4. Self-motivated/Ability to work independently/self leadership
5. Organization
6. Detail orientated/Meticulous
7. Supervision/Management
8. Adaptability/Flexibility/Tolerance of change and uncertainty
9. Accountable/Responsible/Reliable/Dependable/Trustworthy
10. Problem solving

For complete list, see Appendix E page 21

Top 10 openings by job titles

1. Administrative assistant
2. Customer service representative
3. Delivery driver
4. Customer service associate
5. Cook
6. Registered nurse
7. Crew member
8. Assistant manager
9. Cashier
10. Dental assistant

For complete list, see Appendix F, page 23

What levels of education do Anchorage employers look for?

Number of total ad postings by minimum education requirements

3,648

High school diploma or equivalent

1,759

Bachelor's degree

434

Associate's degree

365

Master's degree

80

Doctoral or professional degree

6,092

unspecified/other

For complete list, see Appendix F, page 25

Educational programs appearing in the most job ads

1. Nursing
2. Business
3. Accounting
4. Computer Science
5. Business Administration
6. Psychology
7. Engineering
8. Social Work
9. Finance
10. Human Services



Top 10 positions by location quotient

This metric reveals how a given occupation in a certain region compares to that occupation on the national level. An LQ greater than, less than, or equal to 1.0 represents an occupation whose jobs are locally more than, less than, or equally prevalent to the national average, respectively. These top 10 positions are far more sought-after in Anchorage than anywhere else in the nation. This data is dynamic and figures are subject to change.

1. Middle school teachers, except special and career/technical education (4.35)
2. Education administrators, postsecondary (3.69)
3. Computer user support specialists (2.68)
4. Career/technical education teachers, postsecondary (2.61)
5. Speech-language pathologists (2.38)
6. Bookkeeping, accounting, and auditing clerks (1.91)
7. Office clerks, general (1.79)
8. Secretaries and administrative assistants, except legal, medical and executive (1.79)
9. Physical therapists (1.74)
10. Human resources specialists (1.71)

Frequently Asked Questions

FAQ

What is SOC?

The Standard Occupational Classification system (SOC) is used to classify workers into occupational categories. RTI classifies workers in one of the 993 8-digit level codes known as the O*NET-SOC Occupational Listings. In addition, occupations are combined to form 22 major groups (2-digit level), 95 minor groups (3-digit), and 452 occupation groups (5-digit), and 804 detailed occupations (6-digit). Each occupation group includes occupations requiring similar job duties, skills, education, or experience.

How does the time period work?

Online job postings included in this report are those that meet the Query Definition parameters (shown above) and that were active at any point in the specified time frame preceding the date this report is generated. As such, this report may include some ads that were closed as of the date of this report; in addition, this report may include some ads that were first posted prior to the specified time frame referred to above.

What are “active” and “closed” ads?

An “active” ad refers to an online job posting that was still posted online when Chmura’s web crawler last viewed that page, which occurs at least once a week. An ad is considered “closed” if Chmura’s web crawler no longer sees the ad listed or if the ad is specifically designated on the site as no longer being active.

Is every online-job-ad website included in these data?

We make every attempt to catch all of the significant job-posting websites across the United States, but we cannot guarantee complete, 100% coverage. If you have any questions about a particular website, please don’t hesitate to ask.

About This Report

This report and all data herein were produced by JobsEQ®, a product of Chmura Economics & Analytics. The information contained herein was obtained from sources we believe to be reliable. However, we cannot guarantee its accuracy and completeness.

Appendix A - Occupations in Anchorage

Openings by Occupations

		Occupations					Total Ads	
SOC	Occupation	Median Duration	Ads Closed	Median Wage	JPLQ			
41- 2031.00	Retail Salespersons	21	389	\$29,120	0.86	692		
29- 1141.00	Registered Nurses	22	392	\$74,560	1.26	624		
53- 7065.00	Stockers and Order Fillers	24	259	\$31,200	1.08	448		
21- 1093.00	Social and Human Service Assistants	23	255	\$39,149	1.65	406		
41- 1011.00	First-Line Supervisors of Retail Sales Workers	30	172	\$34,687	0.96	326		
15- 1232.00	Computer User Support Specialists	21	163	\$45,700	2.68	282		
43- 6013.00	Medical Secretaries and Administrative Assistants	19	182	\$34,748	1.01	260		
43- 6014.00	Secretaries and Administrative Assistants, Except Legal, Medical, and Executive	19	165	\$34,111	1.79	254		
43- 4051.00	Customer Service Representatives	25	157	\$31,567	1.44	242		
49- 9071.00	Maintenance and Repair Workers, General	28	122	\$38,908	1.00	211		
11- 9111.00	Medical and Health Services Managers	25	132	\$68,325	1.13	207		
41- 3091.00	Sales Representatives of Services, Except Advertising, Insurance, Financial Services, and Travel	26	108	\$49,141	1.26	173		
15- 1244.00	Network and Computer Systems Administrators	18	102	\$62,800	1.33	170		
35- 3023.00	Fast Food and Counter Workers	25	62	\$23,156	0.67	167		
35- 1012.00	First-Line Supervisors of Food Preparation and Serving Workers	27	57	\$32,864	0.63	163		
13- 2011.00	Accountants and Auditors	25	84	\$66,040	1.38	154		
37- 2011.00	Janitors and Cleaners, Except Maids and Housekeeping Cleaners	29	87	\$27,591	0.75	135		
43- 3031.00	Bookkeeping, Accounting, and Auditing Clerks	31	91	\$41,356	1.91	126		
31- 9092.00	Medical Assistants	23	77	\$36,461	0.66	119		
53- 7062.00	Laborers and Freight, Stock, and Material Movers, Hand	22	71	\$31,996	0.79	115		
31- 1131.00	Nursing Assistants	28	74	\$29,487	1.38	112		
13- 1071.00	Human Resources Specialists	15	63	\$46,825	1.71	108		
13- 1199.00	Business Operations Specialists, All Other	16	70	\$72,634	1.28	105		
41- 2011.00	Cashiers	16	55	\$24,654	1.06	104		
53- 3031.00	Driver/Sales Workers	31	40	\$27,241	0.85	99		
33- 9032.00	Security Guards	28	53	\$30,091	1.01	89		
35- 2014.00	Cooks, Restaurant	34	35	\$28,141	0.69	85		
41- 3031.00	Securities, Commodities, and Financial Services Sales Agents	17	51	\$66,187	1.58	84		
31- 1122.00	Personal Care Aides	26	39	\$29,854	1.08	69		
53- 3033.00	Light Truck Drivers	38	40	\$31,567	0.62	67		

Source: JobsEQ®, <http://www.chmuraecon.com/jobseq>
Copyright© 2020 Chmura Economics & Analytics, All Rights Reserved.



Appendix A - Occupations in Anchorage (continued)






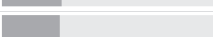






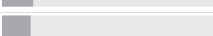







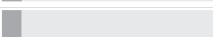


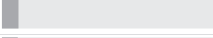





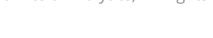
SOC	Occupation	Occupations					Total Ads	
		Median Duration	Ads Closed	Median Wage	JPLQ			
11- 3031.00	Financial Managers	30	40	\$53,103	1.16		64	
49- 3023.00	Automotive Service Technicians and Mechanics	31	30	\$49,309	0.73		62	
35- 2021.00	Food Preparation Workers	31	21	\$27,101	0.43		61	
15- 1252.00	Software Developers	13	42	n/a	1.13		60	
37- 2012.00	Maids and Housekeeping Cleaners	30	43	\$24,960	0.73		60	
41- 3021.00	Insurance Sales Agents	25	39	\$62,118	1.50		59	
39- 9011.01	Nannies	27	25	\$26,061	0.90		59	
13- 1111.00	Management Analysts	17	34	n/a	0.79		54	
43- 4171.00	Receptionists and Information Clerks	22	33	\$29,131	0.77		51	
53- 3032.00	Heavy and Tractor-Trailer Truck Drivers	28	28	\$46,506	0.19		47	
25- 2011.00	Preschool Teachers, Except Special Education	15	29	\$28,080	0.77		46	
29- 2052.00	Pharmacy Technicians	23	25	\$36,920	1.21		46	
15- 1212.00	Information Security Analysts	21	26	\$79,651	1.64		43	
11- 2022.00	Sales Managers	29	25	\$71,400	0.99		43	
35- 3031.00	Waiters and Waitresses	49	13	\$20,571	0.59		40	
29- 2061.00	Licensed Practical and Licensed Vocational Nurses	23	17	\$37,420	0.75		29	
51- 1011.00	First-Line Supervisors of Production and Operating Workers	20	16	\$64,633	0.94		28	
11- 2021.00	Marketing Managers	15	20	\$66,400	0.53		27	
15- 1299.08	Computer Systems Engineers/Architects	27	15	\$100,000	0.31		22	
51- 9199.00	Production Workers, All Other	39	4	\$24,960	0.35		10	

Source: JobsEQ®, <http://www.chmuraecon.com/jobseq>
Copyright© 2020 Chmura Economics & Analytics, All Rights Reserved.



Appendix B - Openings by Employer

Openings by Employers

Employer Name	Employers				
	Median Duration	Ads Closed	Median Wage	Total Ads	
Providence Health & Services	28	389	n/a	588	
Alaska Native Tribal Health Consortium	18	246	n/a	353	
The University of Alaska	174	123	\$26,260	214	
Anchorage School District	30	88	\$33,280	204	
Lowes	11	148	n/a	183	
State of Alaska	14	142	n/a	162	
Department of the Air Force	8	132	\$50,841	157	
Municipality of Anchorage	14	110	\$59,821	156	
Humana	21	93	n/a	153	
Alaska Teacher Placement	22	78	\$33,280	143	
HCA	13	69	n/a	120	
Cook Inlet Tribal Council	36	61	n/a	104	
Alaska Executive Search, Inc.	27	75	\$39,520	98	
Workplace Alaska	18	49	\$48,526	85	
Swedish Health Services	28	50	n/a	78	
Bass Pro Shop	26	48	n/a	71	
Carrs	216	4	n/a	71	
Department of the Interior	9	53	\$78,654	64	
Albertsons' Companies	36	19	n/a	63	
U.S. Army or Army Reserve	30	6	n/a	60	
The Alaska Club	62	34	n/a	57	
Department of Veterans Affairs	15	44	\$61,650	54	
Mommy Jobs Online	219	7	\$39,520	54	
Fred Meyer	34	31	n/a	53	
GPAC	35	48	n/a	50	
Southcentral Foundation	133	21	\$66,015	48	
University of Alaska	34	18	\$22,880	45	
GCI	42	30	n/a	43	
Alaska USA Federal Credit Union	32	20	\$39,034	42	
Best Buy	9	24	n/a	42	

Source: JobsEQ®, <http://www.chmuraecon.com/jobseq>
Copyright© 2020 Chmura Economics & Analytics, All Rights Reserved.



Appendix B - Openings by Employer (continued)

Employer Name	Employers				Total Ads
	Median Duration	Ads Closed	Median Wage		
AutoZone	33	12	n/a	41	
Home Depot	17	3	n/a	40	
Alutiiq	19	31	n/a	39	
Alyeska Resort	30	11	\$25,327	39	
Salvation Army	21	30	\$51,480	39	
Walgreens	22	21	n/a	36	
Petco	45	18	n/a	35	
ProCare Therapy	185	28	n/a	35	
Department of the Army	13	24	\$66,187	34	
Costco	n/a	0	n/a	32	
Great Clips	14	24	n/a	32	
CTG	30	20	n/a	31	
Fiserv	14	21	n/a	30	
Kendall Auto Alaska	49	19	\$27,040	30	
Circle K	305	2	n/a	29	
FedEx	13	22	\$33,675	29	
Army and Air Force Exchange Service (AAFES)	10	16	\$26,572	28	
UHS	53	14	n/a	28	
University of Alaska System	7	19	\$29,162	27	
ASRC	52	19	n/a	26	

Source: JobsEQ®, <http://www.chmuraecon.com/jobseq>
Copyright© 2020 Chmura Economics & Analytics, All Rights Reserved.



Appendix C - Openings by Certifications

Openings by Certifications































Certificate Name	Certifications				Total Ads	
	Median Duration	Ads Closed	Median Wage			
Basic Life Support (BLS)	25	333	\$72,427		561	<div></div>
Driver's License	24	272	\$36,254		435	<div></div>
Registered Nurse (RN)	25	201	\$73,123		337	<div></div>
Certification in Cardiopulmonary Resuscitation (CPR)	24	121	\$33,036		225	<div></div>
Advanced Cardiac Life Support Certification (ACLS)	20	100	\$80,033		158	<div></div>
First Aid Certification	25	85	\$33,280		156	<div></div>
Certified Nursing Assistant (CNA)	28	86	\$29,854		129	<div></div>
Secret Clearance	14	76	\$62,593		112	<div></div>
Pediatric Advanced Life Support (PALS)	20	56	\$77,532		84	<div></div>
Certified Public Accountant (CPA)	25	25	\$66,500		53	<div></div>

Source: JobsEQ®, <http://www.chmuraecon.com/jobseq>
Copyright© 2020 Chmura Economics & Analytics, All Rights Reserved.



Appendix D - Openings by Hard Skills

Openings by Hard Skills

Skill Name	Hard Skills				
	Median Duration	Ads Closed	Median Wage	Total Ads	
Microsoft Excel	25	672	\$38,817	1,100	
Microsoft Office	30	678	\$38,174	1,080	
Ability to Lift 41-50 lbs.	25	444	\$31,200	761	
Personal Computers (PC)	22	357	\$38,541	572	
Ability to Lift 51-100 lbs.	30	305	\$34,748	564	
English	26	293	\$33,280	564	
Health/Wellness	21	318	\$58,407	535	
Retail Sales	19	334	\$27,774	515	
Microsoft Word	25	308	\$39,092	508	
Microsoft Outlook	27	300	\$38,174	505	
Teaching/Training, Job	15	324	\$63,910	462	
Ability to Lift 21-30 lbs.	15	275	\$36,584	447	
Cash Handling	23	220	\$26,918	405	
Keyboarding/Typing	27	238	\$37,440	399	
Teaching/Training, School	30	220	\$33,280	395	
Microsoft PowerPoint	23	219	\$36,483	357	
Merchandising	17	224	\$28,447	353	
Mathematics	22	206	\$52,106	335	
Sales	29	176	\$32,301	302	
Word Processing	25	178	\$33,280	299	
Medical Terminology	17	199	\$37,937	279	
Nursing	27	150	\$66,374	245	
Ability to Lift 31-40 lbs.	22	136	\$29,120	234	
Plumbing	16	157	\$39,765	216	
Ability to Lift 11-20 lbs.	22	122	\$38,144	189	
Finance	30	122	\$62,400	175	
Telecommunications	33	94	\$45,760	167	
Computer Programming/Coding	20	110	\$61,650	158	
Accounting	29	72	\$46,358	151	
Presentation	21	91	\$55,224	147	

Source: JobsEQ®, <http://www.chmuraecon.com/jobseq>
Copyright© 2020 Chmura Economics & Analytics, All Rights Reserved.



Appendix D - Openings by Hard Skills (continued)































Skill Name	Hard Skills				
	Median Duration	Ads Closed	Median Wage	Total Ads	
Cash Registers	26	70	\$26,000	141	
Anatomy	21	85	\$45,760	134	
Using Ladders	24	78	\$41,845	131	
Electronic Health Record (EHR)	22	78	\$40,464	122	
Forklifts	23	81	\$32,118	121	
Ability to Lift 1-10 lbs.	15	56	\$32,118	113	
Physiology	23	68	\$50,789	113	
Computer Networking	22	60	\$45,760	103	
Change Management	15	64	\$80,163	101	
Agile	16	57	\$95,916	98	
Food Preparation	30	34	\$29,120	97	
Multi-line Telephone Systems	17	71	\$36,461	97	
Data Entry	27	64	\$37,440	96	
Calculators	27	45	\$33,280	94	
Food Service	37	37	\$30,593	94	
Structured Query Language (SQL)	30	54	\$63,128	93	
Working With Children	26	56	\$31,886	92	
Inventory Control	24	56	\$36,070	88	
Bilingual	27	54	\$33,478	87	
Customer Relationship Management (CRM)	30	57	\$43,436	85	

Source: JobsEQ®, <http://www.chmuraecon.com/jobseq>
Copyright© 2020 Chmura Economics & Analytics, All Rights Reserved.



Appendix E- Openings by Soft Skills

Openings by Soft Skills

Skill Name	Soft Skills				
	Median Duration	Ads Closed	Median Wage	Total Ads	
Communication (Verbal and written skills)	26	3,533	\$37,440	5,968	
Customer Service	22	2,015	\$35,226	3,377	
Cooperative/Team Player	26	1,820	\$37,308	3,019	
Self-Motivated/Ability to Work Independently/Self Leadership	26	1,353	\$36,109	2,254	
Organization	26	1,163	\$38,174	1,933	
Detail Oriented/Meticulous	29	1,086	\$35,495	1,701	
Supervision/Management	23	937	\$37,645	1,622	
Adaptability/Flexibility/Tolerance of Change and Uncertainty	26	905	\$36,209	1,547	
Accountable/Responsible/Reliable/Dependable/Trustworthy	25	840	\$38,412	1,382	
Problem Solving	25	762	\$40,889	1,323	
Interpersonal Relationships/Maintain Relationships	22	832	\$41,330	1,319	
Ability to Work in a Fast Paced Environment	27	485	\$31,934	940	
Multi-Task	25	523	\$35,360	859	
Prioritize	29	505	\$38,174	836	
Good Judgment	29	485	\$49,379	833	
Confidentiality/Information Sensitivity	28	458	\$33,280	743	
Analytical	25	434	\$52,560	696	
Punctual	30	361	\$36,461	673	
Listening	20	377	\$34,663	616	
Time Management/Time Utilization	26	384	\$35,452	614	
Leadership	25	303	\$45,706	599	
Project Management	19	403	\$66,891	591	
Enthusiastic/Energetic	30	295	\$32,301	568	
Work Ethic/Hard Working	28	294	\$33,592	508	
Initiative	25	310	\$42,578	499	
Clerical	18	311	\$37,440	487	
Optimism/Positive Attitude	30	217	\$31,200	407	
Coachable/Willingness to Learn	28	226	\$34,871	384	
Decision Making/Decisiveness	31	218	\$57,558	367	
Critical Thinking	25	225	\$48,360	337	

Source: JobsEQ®, <http://www.chmuraecon.com/jobseq>
Copyright© 2020 Chmura Economics & Analytics, All Rights Reserved.



Appendix E- Openings by Soft Skills (continued)

Skill Name	Soft Skills				
	Median Duration	Ads Closed	Median Wage	Total Ads	
Dispute Resolution/Conflict Resolution/Diplomacy/Problem Resolution	26	199	\$41,723	328	
Negotiation	18	198	\$62,765	323	
Self Confidence	29	153	\$33,280	287	
Outgoing/Extrovert/People Person	31	144	\$31,567	282	
Integrity/Honesty	27	159	\$38,106	278	
Coaching/Mentoring	23	143	\$53,090	234	
Manual Dexterity	29	133	\$41,600	230	
Reasoning	31	115	\$37,807	212	
Competitiveness	12	117	\$61,650	182	
Grammar	23	97	\$36,649	173	
Troubleshooting	26	87	\$44,892	157	
Results Focused	30	109	\$35,422	152	
Empathy	19	81	\$46,494	142	
Telephone Etiquette	20	84	\$34,748	134	
Interviewing	22	90	\$40,155	131	
Motivational	23	74	\$39,520	128	
Efficiency	30	65	\$34,626	124	
Professional Networking	26	65	\$47,316	124	
Public Speaking	28	67	\$63,686	111	
Common Sense	32	61	\$30,160	109	

Source: JobsEQ®, <http://www.chmuraecon.com/jobseq>
Copyright© 2020 Chmura Economics & Analytics, All Rights Reserved.



Appendix F - Openings by Job Titles

Openings by Job Titles

Job Titles					
Job Title	Median Duration	Ads Closed	Median Wage	Total Ads	
Administrative Assistant	24	27	\$33,158	41	<div><div></div></div>
Customer Service Representative	15	20	\$26,979	38	<div><div></div></div>
Delivery Driver	55	10	\$22,636	26	<div><div></div></div>
Customer Service Associate	22	14	\$22,758	25	<div><div></div></div>
Cook	18	16	\$30,593	22	<div><div></div></div>
Registered Nurse	9	13	\$56,597	20	<div><div></div></div>
Crew Member	17	3	n/a	18	<div><div></div></div>
Assistant Manager	25	8	\$42,220	17	<div><div></div></div>
Cashier	15	6	\$28,080	17	<div><div></div></div>
Dental Assistant	31	13	\$40,194	17	<div><div></div></div>
Sales Associate	16	7	\$22,819	16	<div><div></div></div>
Accounting Clerk	32	12	\$38,419	15	<div><div></div></div>
General Manager	13	9	n/a	15	<div><div></div></div>
Team Member	40	2	\$17,741	15	<div><div></div></div>
Dishwasher	67	6	\$24,104	14	<div><div></div></div>
Bartender	31	3	\$20,280	13	<div><div></div></div>
Certified Medical Assistant	36	8	\$36,217	13	<div><div></div></div>
Client Service Representative	16	11	n/a	13	<div><div></div></div>
Cryptologic Linguist	30	2	n/a	13	<div><div></div></div>
Asset Protection Specialist	32	3	n/a	12	<div><div></div></div>
CH-47 Helicopter Repairer	30	2	n/a	12	<div><div></div></div>
Front Desk Receptionist	30	7	\$29,854	12	<div><div></div></div>
Sales Representative	14	6	\$113,132	12	<div><div></div></div>
Shift Lead	19	8	n/a	12	<div><div></div></div>
Controller	43	5	\$114,871	11	<div><div></div></div>
Deliver with	n/a	0	n/a	11	<div><div></div></div>
Server	60	3	\$20,571	11	<div><div></div></div>
Caregiver	20	7	\$27,407	10	<div><div></div></div>
Corrections Officer	n/a	0	n/a	10	<div><div></div></div>
Designer - Kitchen/Bath	n/a	0	n/a	10	<div><div></div></div>

Source: JobsEQ®, <http://www.chmuraecon.com/jobseq>
Copyright© 2020 Chmura Economics & Analytics, All Rights Reserved.



Appendix F - Openings by Job Titles (continued)







Job Titles					
Job Title	Median Duration	Ads Closed	Median Wage	Total Ads	
Case Manager	36	6	\$37,440	9	<div><div></div></div>
Certified Medical Assistant (CMA)	23	7	\$36,461	9	<div><div></div></div>
Detailer	19	3	n/a	9	<div><div></div></div>
Dispatcher	14	6	\$38,174	9	<div><div></div></div>
FT - Cashier - Day	6	9	n/a	9	<div><div></div></div>
Field Services Analyst	72	5	n/a	9	<div><div></div></div>
Human Resources Specialist	7	3	\$54,749	9	<div><div></div></div>
Line Cook	25	5	\$29,854	9	<div><div></div></div>
Accountant	25	5	\$51,388	8	<div><div></div></div>
Accounting Technician	16	7	\$59,280	8	<div><div></div></div>
Apartment Maintenance Technician	26	4	\$40,010	8	<div><div></div></div>
CLEANER	52	4	n/a	8	<div><div></div></div>
CNA - Transitional Care Nursing	17	6	n/a	8	<div><div></div></div>
Donation Attendant	14	5	\$23,431	8	<div><div></div></div>
FRONT END DEPARTMENT	158	1	n/a	8	<div><div></div></div>
Grooming Salon - Apprentice	55	4	n/a	8	<div><div></div></div>
Host	29	1	n/a	8	<div><div></div></div>
Teacher: K-6	10	2	n/a	8	<div><div></div></div>
12K Plumber	11	6	n/a	7	<div><div></div></div>
Accounting Manager	18	3	\$68,940	7	<div><div></div></div>

Source: JobsEQ®, <http://www.chmuraecon.com/jobseq>
 Copyright© 2020 Chmura Economics & Analytics, All Rights Reserved.



Appendix G - Openings by Education Levels

Openings by Education Levels

Education Levels					
Minimum Education Level	Median Duration	Ads Closed	Median Wage	Total Ads	
High school diploma or equivalent	25	2,201	\$33,977	3,648	
Bachelor's degree	30	1,077	\$57,100	1,759	
Associate's degree	29	257	\$43,753	434	
Master's degree	24	213	\$65,727	365	
Doctoral or professional degree	16	53	\$78,960	80	
Unspecified/other	22	3,532	\$35,268	6,092	

Source: JobsEQ®, <http://www.chmuraecon.com/jobseq>
Copyright© 2020 Chmura Economics & Analytics, All Rights Reserved.



Appendix H - Openings by Programs

Openings by Programs

Program Name	Programs				Total Ads	
	Median Duration	Ads Closed	Median Wage			
Nursing	30	227	\$72,634	371		
Business	20	180	\$48,031	288		
Accounting	25	177	\$59,821	277		
Computer Science	22	145	\$72,842	245		
Business Administration	22	139	\$62,765	208		
Psychology	32	114	\$51,141	186		
Engineering	22	107	\$77,917	175		
Social Work	32	104	\$55,023	173		
Finance	22	80	\$62,765	135		
Human Services	33	60	\$45,760	92		
Information Technology	28	40	\$63,128	72		
Biology	13	48	\$73,382	69		
Marketing	22	37	\$33,892	67		
Mathematics	22	43	\$78,960	66		
Counseling	29	31	\$54,436	63		
Civil Engineering	33	39	\$81,933	56		
Communications	30	28	\$49,920	54		
Statistics	15	37	\$72,842	51		
Economics	23	28	\$66,040	49		
Electrical Engineering	30	37	\$82,494	48		
Technical	23	24	\$45,700	46		
Education	34	27	\$41,600	44		
Chemistry	14	31	\$76,389	42		
Human Resources	14	28	\$56,630	42		
Occupational Therapy	46	24	\$92,914	40		
Public Health	31	26	\$60,815	40		
Public Administration	25	27	\$64,811	39		
Health	15	22	\$49,171	38		
Pharmacy	13	25	\$134,080	37		
Mechanical Engineering	50	28	\$87,040	36		

Source: JobsEQ®, <http://www.chmuraecon.com/jobseq>
Copyright© 2020 Chmura Economics & Analytics, All Rights Reserved.



Customized reports available upon request.



510 L Street, Suite 603
Anchorage, AK 99501

(907) 258-3700