

Real-Time Jobs Intelligence Report

Q1 2021



AEDC
Anchorage Economic
Development Corporation



Sponsored by



INTRODUCTION

The data from the Real-Time Jobs Intelligence Report comes from Jobs EQ, a service that provides access to labor market data down to the zip code. This report is a snapshot of the Anchorage job market in the first quarter of 2021.

In this report, readers will find information on the types of jobs, education levels, certificates and hard and soft skills that are more sought-after in Anchorage. Readers will also find which jobs are more prevalent in Anchorage compared to anywhere else in the country with the detailed Job Posting Location Quotient data.

This information helps to inform important business decisions, from tech schools using hard data to determine which certification programs are most crucial, businesses using ad duration periods to identify which jobs are easiest to fill, to prospective employees deciding top certificates in which to invest their time and resources.

The appendix provides additional information to supplement this at-a-glance report. For more information, please reach out to Director of Strategic Initiatives Emma Irish at eirish@aedcweb.com or 907-334-1210.

Total online job postings

14,647

in the first quarter of 2021

9,758 job titles posted

2,747 employers posting jobs

570 different occupations represented

293 different certifications sought



Top 10 openings by occupation

Most common job listings

1. Registered Nurses
2. Retail Salespersons
3. Stockers and Order Fillers
4. Social and Human Services Assistants
5. Secretaries and Administrative Assistants (expect legal, medical and executive)
6. Customer Service Representatives
7. First-Line Supervisors of Food Preparation and Serving Workers
8. Maintenance and Repair Workers, General
9. Medical Secretaries and Administrative Assistants
10. Computer User Support Specialists

For complete list, see Appendix A, page 14



Top 10 employers in Anchorage

Employers with the highest number of job openings

1. Providence Health & Services
2. Alaska Native Tribal Health Consortium
3. Humana
4. State of Alaska
5. Anchorage School District
6. Municipality of Anchorage
7. Mommy Jobs Online
8. HCA
9. Southcentral Foundation
10. PAREXEL


For complete list, see Appendix B, page 15

Top 10 sought-after certificates

Most frequently requested certificates in job postings

1. Basic Life Support (BLS)
2. Driver's License
3. Registered Nurse (RN)
4. Certification in Cardiopulmonary Resuscitation (CPR)
5. Advanced Cardiac Life Support Certification (ACLS)
6. First Aid Certification
7. Certified Nursing Assistant (CNA)
8. Pediatric Advanced Life Support (PALS)
9. Secret Clearance
10. Licensed Clinical Social Worker (LCSW)

For complete list, see Appendix C, page 16



Top 10 sought-after hard skills

Most frequently requested hard skills in job postings

1. Microsoft Excel
2. Microsoft Office
3. Ability to Lift 41-50 Pounds
4. Microsoft Outlook
5. Microsoft Word
6. Personal Computers (PC)
7. English
8. Health/Wellness
9. Ability to Lift 51-100 Pounds
10. Teaching/Training, Job

For complete list, see Appendix D, page 17



Top 10 sought-after soft skills

Most frequently requested soft skills in job postings

1. Communications (Verbal and Written)
2. Customer Service
3. Cooperative/Team Player
4. Self-Motivated/Ability to Work Independently/Self Leadership
5. Organization
6. Detail Orientated/Meticulous
7. Supervision/Management
8. Adaptability/Flexibility/Tolerance of Change and Uncertainty
9. Accountable/Responsible/Reliable/Dependable/Trustworthy
10. Interpersonal Relationships/Maintain Relationships

For complete list, see Appendix E, page 18

Top 10 openings by job titles

1. Administrative Assistant
2. Customer Service Representative
3. Full Service Shopper
4. Cashier
5. Crew Member
6. Dental Assistant
7. Delivery Driver
8. Asset Protection Specialist
9. Dishwasher
10. Team Member

For complete list, see Appendix F, page 19

What levels of education do Anchorage employers look for?

Number of total ad postings by minimum education requirements

2,542

High School Diploma or Equivalent

1,477

Bachelor's degree

396

Master's Degree

74

Doctoral or professional degree

3,710

Unspecified/other

For complete list, see Appendix G, page 20

Educational programs appearing in the most job ads

1. Nursing
2. Business
3. Accounting
4. Business Administration
5. Psychology
6. Computer Science
7. Social Work
8. Engineering
9. Finance
10. Human Services

For complete list, see Appendix H, page 21

Top 10 positions by location quotient

This metric reveals how a given occupation in a certain region compares to that occupation on the national level. An LQ greater than, less than, or equal to 1.0 represents an occupation whose jobs are locally more than, less than, or equally prevalent to the national average, respectively. These top 10 positions are far more sought-after in Anchorage than anywhere else in the nation.

1. Middle School Teachers, Except Special and Career/Technical Education (3.75)
2. Recreation Workers (2.68)
3. Critical Care Nurses (2.48)
4. Cardiovascular Technologists and Technicians (2.15)
5. Computer User Support Specialists (1.97)
6. Securities, Commodities, and Financial Services Sales Agents (1.94)
7. Secretaries and Administrative Assistants, Except Legal, Medical, and Executive (1.89)
8. Customer Service Representatives (1.83)
9. Mental Health Counselors (1.76)
10. Office Clerks, General (1.72)

Data Notes

Job ads data are online job posts from the Real-Time Intelligence (RTI) data set, produced wholly by Chmura and gleaned from over 30,000 websites. Data are subject to revision. Data in this report reflect ads meeting criteria in the Query Definition, including being active during the Query Definition time-frame and being advertised for any Zip Code Tabulation Area in or intersecting with the Query Definition region(s).

Historical volume is revised as additional data are made available and processed. Since many extraneous factors can affect short-term volume of online job postings, time-series data can be volatile and should be used with caution.

All ad counts represent deduplicated figures. It is not always possible to conclusively identify duplicate ads with the information provided. Characteristics that impact this determination are the wording of the ads, volume of information provided, the timing of the ads, and the sites where the ads appear. Roughly two-thirds of ad volume is removed through this process.

RTI wages are extracted from job postings as given and are analyzed and converted into hourly or annual formats. When wages provided are hourly, the conversion to annual wages assumes full-time, year-long employment. When a wage is given as a range, a single wage is selected within that range based upon our analysis of the “most likely” wage given those circumstances. Displayed wages in RTI may not include commissions or overtime, depending upon how the source ads present those wages. After all analysis and cleaning, roughly 12% of all job postings provide a usable wage.

Approximately 4% of jobs are omitted from the RTI duration data due to quality reasons. For example, ads open for an inordinately long period—indicating that it is likely being left up not for one, but for multiple openings—are excluded from the duration data. These ads are also excluded from the count of “Ads Closed.”

FAQ

How does the time period work?

Online job postings included in this report are those that meet the Query Definition parameters (shown above) and that were active at any point in the specified time frame preceding the date this report is generated. As such, this report may include some ads that were closed as of the date of this report; in addition, this report may include some ads that were first posted prior to the specified time frame referred to above.

What are “active” and “closed” ads?

An “active” ad refers to an online job posting that was still posted online when Chmura’s web crawler last viewed that page, which occurs at least once a week. An ad is considered “closed” if Chmura’s web crawler no longer sees the ad listed or if the ad is specifically designated on the site as no longer being active.

Is every online-job-ad website included in these data?

We make every attempt to catch all of the significant job-posting websites across the United States, but we cannot guarantee complete, 100% coverage. If you have any questions about a particular website, please don’t hesitate to ask.

About This Report

This report and all data herein were produced by JobsEQ®, a product of Chmura Economics & Analytics. The information contained herein was obtained from sources we believe to be reliable. However, we cannot guarantee its accuracy and completeness.

Appendix A - Occupations in Anchorage

SOC	Occupation	Median Duration	Ads Closed	Median Wage	JPLQ	Total Ads	
29-1141.00	Registered Nurses	30	546	\$72,800	1.38	824	<div></div>
41-2031.00	Retail Salespersons	32	346	\$26,398	0.76	666	<div></div>
53-7065.00	Stockers and Order Fillers	40	277	\$31,200	1.14	510	<div></div>
21-1093.00	Social and Human Service Assistants	48	277	\$39,520	1.51	442	<div></div>
43-6014.00	Secretaries and Administrative Assistants, Except Legal, Medical, and Executive	30	221	\$36,546	1.89	342	<div></div>
43-4051.00	Customer Service Representatives	34	194	\$32,846	1.83	341	<div></div>
41-1011.00	First-Line Supervisors of Retail Sales Workers	32	137	\$33,036	0.80	312	<div></div>
49-9071.00	Maintenance and Repair Workers, General	28	157	\$41,780	1.04	262	<div></div>
43-6013.00	Medical Secretaries and Administrative Assistants	48	152	\$34,381	0.85	258	<div></div>
15-1232.00	Computer User Support Specialists	33	159	\$41,600	1.97	246	<div></div>
11-9111.00	Medical and Health Services Managers	29	173	\$55,000	0.99	243	<div></div>
35-3023.00	Fast Food and Counter Workers	51	72	\$24,134	0.62	191	<div></div>
13-2011.00	Accountants and Auditors	49	106	\$61,050	1.39	191	<div></div>
35-1012.00	First-Line Supervisors of Food Preparation and Serving Workers	53	83	\$33,036	0.63	189	<div></div>
41-3091.00	Sales Representatives of Services, Except Advertising, Insurance, Financial Services, and Travel	48	108	\$49,920	1.08	183	<div></div>
37-2011.00	Janitors and Cleaners, Except Maids and Housekeeping Cleaners	48	90	\$29,120	0.85	178	<div></div>
31-1131.00	Nursing Assistants	22	120	\$40,134	1.50	172	<div></div>
15-1244.00	Network and Computer Systems Administrators	47	101	\$65,146	1.11	154	<div></div>
41-3031.00	Securities, Commodities, and Financial Services Sales Agents	46	84	\$41,080	1.94	141	<div></div>
13-1111.00	Management Analysts	20	92	\$79,900	1.44	137	<div></div>
53-7062.00	Laborers and Freight, Stock, and Material Movers, Hand	23	61	\$32,696	0.81	111	<div></div>
15-1252.00	Software Developers	31	53	\$118,588	1.41	87	<div></div>
35-2014.00	Cooks, Restaurant	53	29	\$27,163	0.62	85	<div></div>
53-3032.00	Heavy and Tractor-Trailer Truck Drivers	42	49	\$54,704	0.22	68	<div></div>
11-2021.00	Marketing Managers	23	29	\$56,200	0.54	45	<div></div>
Location		Median Duration	Ads Closed	Median Wage	JPLQ	Total Ads	
Anchorage, AK MSA		37	8,455	\$37,440	1.03	14,647	<div></div>

Source: JobsEQ®, <http://www.chmuraecon.com/jobseq>
Copyright© 2020 Chmura Economics & Analytics, All Rights Reserved.



Appendix B - Openings by Employer

Employer Name	Median Duration	Ads Closed	Median Wage	Total Ads	
Providence Health & Services	30	439	n/a	750	<div></div>
Alaska Native Tribal Health Consortium	18	230	\$61,655	377	<div></div>
Humana	21	198	n/a	310	<div></div>
State of Alaska	18	179	\$48,090	247	<div></div>
Anchorage School District	70	97	\$33,280	245	<div></div>
Municipality of Anchorage	17	121	\$54,933	179	<div></div>
Mommy Jobs Online	29	105	\$36,663	171	<div></div>
HCA	28	112	n/a	165	<div></div>
Southcentral Foundation	48	84	\$47,684	165	<div></div>
PAREXEL	13	126	n/a	161	<div></div>
Alaska Teacher Placement	48	55	\$33,280	147	<div></div>
KROGER	63	72	n/a	147	<div></div>
LOWES	10	99	n/a	142	<div></div>
Department of the Air Force	8	93	\$45,784	117	<div></div>
Alaska Executive Search, Inc.	22	69	\$41,600	111	<div></div>
Alaska USA Federal Credit Union	50	69	\$71,848	99	<div></div>
UHS	84	40	n/a	93	<div></div>
The Alaska Club	63	35	\$27,040	92	<div></div>
Albertsons Companies	145	30	\$21,840	84	<div></div>
Matanuska-Susitna Borough	17	57	\$42,786	79	<div></div>
University of Alaska	50	42	\$37,814	75	<div></div>
Cook Inlet Tribal Council	52	40	n/a	66	<div></div>
Kendall Auto Alaska	54	29	\$27,040	64	<div></div>
Builders FirstSource	16	33	n/a	63	<div></div>
Ascensus	18	37	n/a	62	<div></div>

Source: JobsEQ®, <http://www.chmuraecon.com/jobseq>
Copyright© 2020 Chmura Economics & Analytics, All Rights Reserved.



Appendix C - Openings by Certifications

Certificate Name	Median Duration	Ads Closed	Median Wage	Total Ads	
Basic Life Support (BLS)	30	504	\$54,080	825	<div></div>
Driver's License	48	363	\$37,794	653	<div></div>
Registered Nurse (RN)	30	291	\$80,290	463	<div></div>
Certification in Cardiopulmonary Resuscitation (CPR)	52	150	\$33,280	276	<div></div>
Advanced Cardiac Life Support Certification (ACLS)	28	155	\$66,560	262	<div></div>
First Aid Certification	51	107	\$33,280	193	<div></div>
Certified Nursing Assistant (CNA)	28	108	\$29,854	161	<div></div>
Pediatric Advanced Life Support (PALS)	30	84	\$58,237	146	<div></div>
Secret Clearance	16	80	\$68,410	106	<div></div>
Licensed Clinical Social Worker (LCSW)	31	53	\$52,364	77	<div></div>
Medical Assistant Certification (MA)	50	48	\$36,828	77	<div></div>
Neonatal Resuscitation Program (NRP)	26	33	\$42,578	75	<div></div>
Commercial Driver's License (CDL)	23	39	\$42,334	68	<div></div>
Licensed Professional Counselor (LPC)	31	42	\$52,527	64	<div></div>
Advanced Trauma Life Support (ATLS)	28	23	\$35,828	57	<div></div>
Certified Public Accountant (CPA)	48	27	\$65,600	49	<div></div>
Licensed Practical Nurse (LPN)	38	29	\$39,109	49	<div></div>
The American Registry of Radiologic Technologists (ARRT) Certification	38	31	\$53,040	47	<div></div>
Medical Technologist (MT)	19	26	\$52,000	41	<div></div>
Project Management Professional (PMP)	48	23	\$58,500	40	<div></div>
Emergency Medical Technician (EMT)	48	23	\$37,440	37	<div></div>
Class A Commercial Driver's License (CDL-A)	48	26	\$42,334	32	<div></div>
National Phlebotomy Association Certified Phlebotomist	16	22	\$34,626	29	<div></div>
Professional in Human Resources (PHR)	23	15	\$43,680	29	<div></div>
Certified Professional Coder (CPC)	28	17	\$37,440	25	<div></div>

Source: JobsEQ®, <http://www.chmuraecon.com/jobseq>
 Copyright© 2020 Chmura Economics & Analytics, All Rights Reserved.



Appendix D - Openings by Hard Skills

Skill Name	Median Duration	Ads Closed	Median Wage	Total Ads	
Microsoft Excel	38	949	\$41,600	1,488	<div></div>
Microsoft Office	48	855	\$38,438	1,445	<div></div>
Ability to Lift 41-50 lbs.	48	450	\$31,200	800	<div></div>
Microsoft Outlook	44	454	\$41,600	717	<div></div>
Microsoft Word	34	418	\$39,398	688	<div></div>
Personal Computers (PC)	23	404	\$37,440	671	<div></div>
English	48	319	\$33,280	663	<div></div>
Health/Wellness	35	386	\$51,400	612	<div></div>
Ability to Lift 51-100 lbs.	42	308	\$35,054	582	<div></div>
Teaching/Training, Job	15	398	\$64,138	578	<div></div>
Microsoft PowerPoint	40	291	\$45,883	466	<div></div>
Keyboarding/Typing	48	272	\$36,461	454	<div></div>
Sales	48	225	\$36,400	427	<div></div>
Ability to Lift 21-30 lbs.	19	225	\$33,158	414	<div></div>
Cash Handling	51	187	\$28,141	409	<div></div>
Mathematics	29	208	\$42,190	346	<div></div>
Nursing	31	201	\$76,719	333	<div></div>
Teaching/Training, School	48	156	\$33,280	326	<div></div>
Word Processing	48	174	\$33,280	308	<div></div>
Retail Sales	37	171	\$25,511	303	<div></div>
Medical Terminology	28	174	\$39,666	276	<div></div>
Home Health Care	25	172	\$31,476	274	<div></div>
Finance	42	167	\$65,926	239	<div></div>
Computer Programming/Coding	19	140	\$62,400	221	<div></div>
Ability to Lift 11-20 lbs.	20	133	\$37,440	215	<div></div>

Source: JobsEQ®, <http://www.chmuraecon.com/jobseq>
Copyright© 2020 Chmura Economics & Analytics, All Rights Reserved.



Appendix E- Openings by Soft Skills

Skill Name	Median Duration	Ads Closed	Median Wage	Total Ads	
Communication (Verbal and written skills)	44	4,104	\$38,383	7,116	<div></div>
Customer Service	42	2,202	\$34,184	3,941	<div></div>
Cooperative/Team Player	33	2,229	\$39,690	3,801	<div></div>
Self-Motivated/Ability to Work Independently/Self Leadership	48	1,515	\$37,820	2,577	<div></div>
Organization	48	1,413	\$38,798	2,336	<div></div>
Detail Oriented/Meticulous	48	1,324	\$37,401	2,207	<div></div>
Supervision/Management	36	1,073	\$41,600	1,965	<div></div>
Adaptability/Flexibility/Tolerance of Change and Uncertainty	48	1,018	\$37,440	1,800	<div></div>
Accountable/Responsible/Reliable/Dependable/Trustworthy	30	1,063	\$41,279	1,737	<div></div>
Interpersonal Relationships/Maintain Relationships	34	945	\$41,600	1,567	<div></div>
Problem Solving	48	858	\$39,520	1,466	<div></div>
Ability to Work in a Fast Paced Environment	48	686	\$36,174	1,276	<div></div>
Prioritize	48	674	\$37,440	1,113	<div></div>
Good Judgment	40	651	\$43,514	1,085	<div></div>
Multi-Task	48	559	\$35,116	1,011	<div></div>
Confidentiality/Information Sensitivity	48	502	\$34,014	852	<div></div>
Analytical	30	548	\$52,000	849	<div></div>
Punctual	48	427	\$36,835	796	<div></div>
Time Management/Time Utilization	48	436	\$37,628	759	<div></div>
Listening	44	440	\$35,006	744	<div></div>
Project Management	32	476	\$60,008	717	<div></div>
Enthusiastic/Energetic	48	351	\$33,280	709	<div></div>
Work Ethic/Hard Working	48	385	\$33,280	661	<div></div>
Leadership	41	336	\$47,107	626	<div></div>
Initiative	37	323	\$38,908	557	<div></div>

Source: JobsEQ®, <http://www.chmuraecon.com/jobseq>
Copyright© 2020 Chmura Economics & Analytics, All Rights Reserved.



Appendix F - Openings by Job Titles

Job Title	Median Duration	Ads Closed	Median Wage	Total Ads	
ADMINISTRATIVE ASSISTANT	49	26	\$34,063	39	<div></div>
Customer Service Representative	50	23	\$33,384	38	<div></div>
Full Service Shopper (Car Required)	63	12	n/a	30	<div></div>
Cashier	12	7	\$28,475	26	<div></div>
Crew Member	104	7	n/a	23	<div></div>
Dental Assistant	50	14	\$36,584	22	<div></div>
Delivery Driver	49	7	\$28,080	20	<div></div>
Asset Protection Specialist	72	3	n/a	19	<div></div>
Delivery Specialist	57	6	n/a	19	<div></div>
Dishwasher	48	5	\$23,859	18	<div></div>
Team Member	5	5	\$21,507	17	<div></div>
Case Manager	68	9	\$41,195	16	<div></div>
Pharmacy Technician	70	9	n/a	16	<div></div>
Receptionist	13	7	\$28,447	16	<div></div>
Bartender	207	3	n/a	15	<div></div>
Cook	51	8	\$30,726	15	<div></div>
Designer - Kitchen/Bath	59	2	n/a	15	<div></div>
Apartment Maintenance Technician	22	8	\$37,196	14	<div></div>
Automotive Technician	54	10	\$66,762	14	<div></div>
Certified Medical Assistant	56	10	\$37,196	14	<div></div>
Executive Assistant	51	5	\$37,898	14	<div></div>
Assistant Manager	46	4	n/a	13	<div></div>
Contract Specialist	10	9	\$71,720	13	<div></div>
Delivery Driver - No Experience Needed	7	2	n/a	13	<div></div>
Detailer	13	11	n/a	13	<div></div>

Source: JobsEQ®, <http://www.chmuraecon.com/jobseq>
Copyright© 2020 Chmura Economics & Analytics, All Rights Reserved.












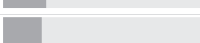












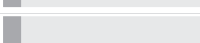


Appendix G - Openings by Education Levels

Minimum Education Level	Median Duration	Ads Closed	Median Wage	Total Ads	
High school diploma or equivalent	48	2,542	\$34,072	4,614	<div><div></div></div>
Bachelor's degree	31	1,477	\$55,744	2,392	<div><div></div></div>
Associate's degree	43	395	\$42,723	630	<div><div></div></div>
Master's degree	33	251	\$64,549	436	<div><div></div></div>
Doctoral or professional degree	28	74	\$79,354	110	<div><div></div></div>
Unspecified/other	34	3,716	\$36,397	6,465	<div><div></div></div>

Source: JobsEQ®, <http://www.chmuraecon.com/jobseq>
 Copyright© 2020 Chmura Economics & Analytics, All Rights Reserved.



Appendix H - Openings by Programs

Program Name	Median Duration	Ads Closed	Median Wage	Total Ads	
Nursing	31	353	\$74,880	563	
Business	45	257	\$50,002	391	
Accounting	33	196	\$60,424	321	
Business Administration	36	174	\$63,099	266	
Psychology	51	150	\$49,045	266	
Computer Science	38	163	\$72,634	265	
Social Work	52	134	\$53,706	252	
Engineering	24	130	\$72,842	209	
Finance	34	85	\$62,800	150	
Human Services	52	58	\$40,248	117	
Biology	48	77	\$83,693	105	
Counseling	51	57	\$49,794	103	
Health	42	58	\$50,000	87	
Marketing	48	44	\$50,000	83	
Mathematics	17	59	\$75,105	83	
Information Technology	28	46	\$74,000	79	
Civil Engineering	18	47	\$80,798	72	
Pharmacy	34	41	n/a	70	
Statistics	16	34	\$55,677	60	
Economics	48	37	\$57,343	59	
Technical	49	38	\$85,000	54	
Construction Management	26	32	\$41,600	52	
Human Resources	49	32	\$49,674	51	
Clinical	48	33	\$54,998	49	
Education	30	30	\$51,647	49	

Source: JobsEQ®, <http://www.chmuraecon.com/jobseq>
Copyright© 2020 Chmura Economics & Analytics, All Rights Reserved.



Customized reports available upon request.



510 L Street, Suite 603
Anchorage, AK 99501

(907) 258-3700