



JUNE 2021
ISSUE

IN THIS ISSUE

Anchorage and industry
employment analysis

Anchorage housing
market numbers

Top employers and
featured occupations

Unemployment data for
Anchorage and our take

SPONSORED BY



First National Bank
ALASKA MEMBER FDIC

THANK YOU.

Thank you to our sponsors
Alaska Executive Search and
First National Bank Alaska
for making this report
possible.

Find more research at
AEDCWeb.com

All data referenced in this employment report is from the State of Alaska, Dept. of Labor & Workforce Development (www.laborstats.alaska.gov) and from the U.S. Bureau of Labor Statistics (www.bls.gov).

Report compiled by Anchorage Economic Development Corp.

If you are interested in learning more about this data or are interested in how AEDC can help you develop a report, call AEDC at 907.258.3700.

YEAR TO DATE: BY THE NUMBERS

-2.4% YTD

TOTAL JOBS

137,000

-3,300



GOV. JOBS

-600

Federal

-100

State

+200

Local

-700



GOODS PRODUCING

-300



OIL & GAS

-300



CONSTRUCTION

FLAT



MANUFACTURING

FLAT



SERVICES PROVIDING

-3,000



HEALTH CARE

200



LEISURE & HOSPITALITY

-1,400



PROFESSIONAL & BUSINESS SERVICES

-500

MONTHLY SUMMARY

Job numbers for the month of May show an increase of 7,500 jobs up from May of 2020. This is a small glimpse of job recovery post the COVID-19 crisis. We are hopeful that even better news is coming when June data is released in mid-July and – given current trends – Anchorage should see an even more significant return to job growth. Almost all sectors saw positive growth with the exception of oil & gas, wholesale trade and local government.

The number of single-family homes sold year-to-date has increased by 12.8%. The average sale price so far in 2021 has risen by 10.8%. Single-family home listings decreased by 53% compared to the same period in 2020, suggesting that the housing market is falling deeper into a seller's market.

The top five companies posting jobs continue to be Providence Health & Services, Alaska Native Tribal Health Consortium, Humana, Anchorage School District, Alaska Teacher Placement.

This month's data reflects the changes to come as a result of COVID-19 recovery efforts in addition to a thawing national economy. We are seeing commercial air traffic back to 90% of pre-pandemic levels and are hopeful for a return of cruise ships to Alaska ports with the passage of the Alaska Tourism Restoration Act.

MAY GAINS

Construction + 400	Educational & Health Services +1,400
Manufacturing +400	Leisure & Hospitality +3,300
Retail Trade +1,200	Accommodation +600
Health Care + 1,100	Food Services and Drinking Places +2,600
Other Services +200	Local Education + 200
State Government +200	Professional & Business Services + 200
	Transportation/Warehouse/Utilities +1,000

MAY LOSSES

Oil & Gas -200	Wholesale Trade -100
Local Government - 200	

NO CHANGE

Information	Financial Activities
Federal Government	State Education

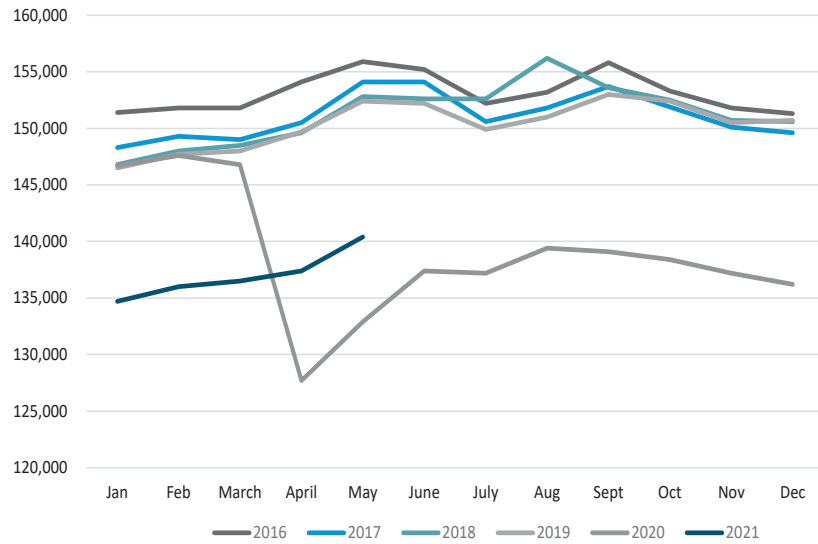
THE BOTTOM LINE

Anchorage's job market is finally rebounding after a devastating 2020. Almost every industry sector is seeing significant job growth compared to May 2020 and we expect to see the numbers look even better as the summer progresses. But we still have years to go for full recovery to be achieved.

ANCHORAGE EMPLOYMENT

Total Anchorage employment is at 140,400 in May of 2021, showing an increase of 7,500 jobs compared to the same month in 2020.

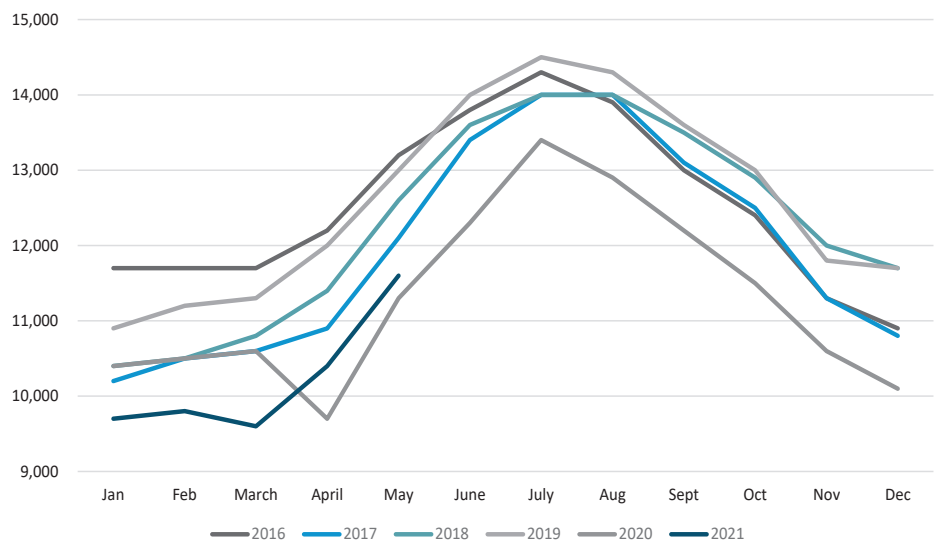
Anchorage Employment
Municipality of Anchorage 2016-Present



GOODS PRODUCING JOBS

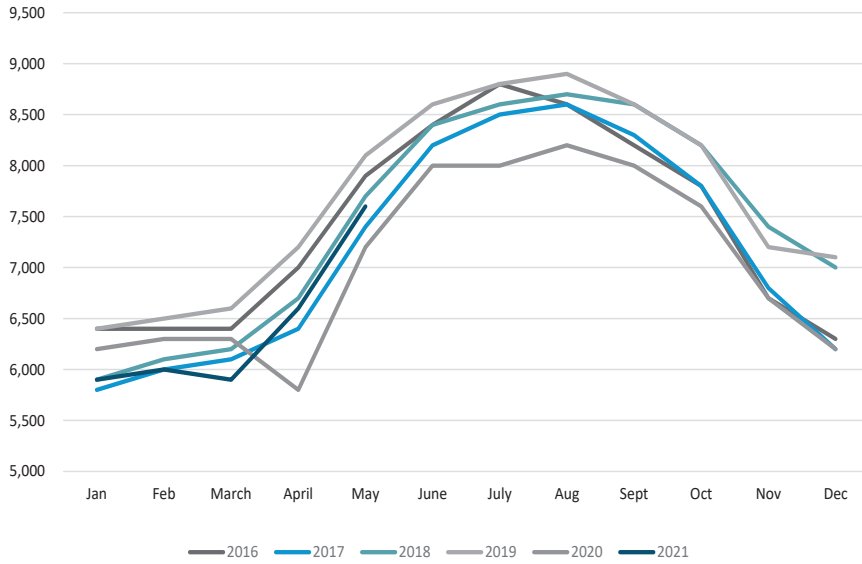
Anchorage's goods producing sector saw a growth of 300 jobs or 2.7% in the month of May 2021 compared with the same period in 2020.

Goods Producing Jobs
Municipality of Anchorage 2016-Present



All data sourced from the Alaska Department of Labor and the U.S. Bureau of Labor

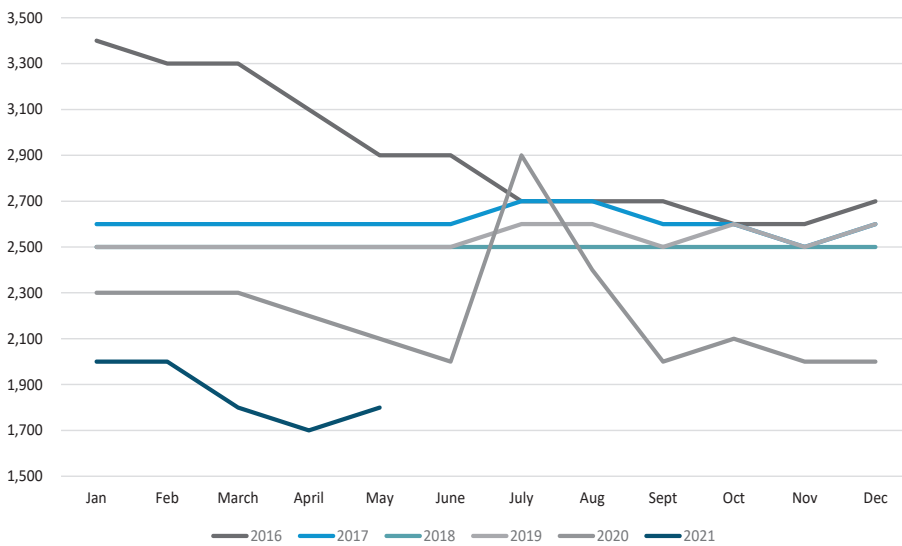
Construction Employment
Municipality of Anchorage 2016-Present



CONSTRUCTION EMPLOYMENT

At 7,600 jobs, Anchorage construction employment is up 400 jobs, a 5.6% increase in May compared to the same period in 2020.

Oil & Gas Employment
Municipality of Anchorage 2016-Present



OIL & GAS EMPLOYMENT

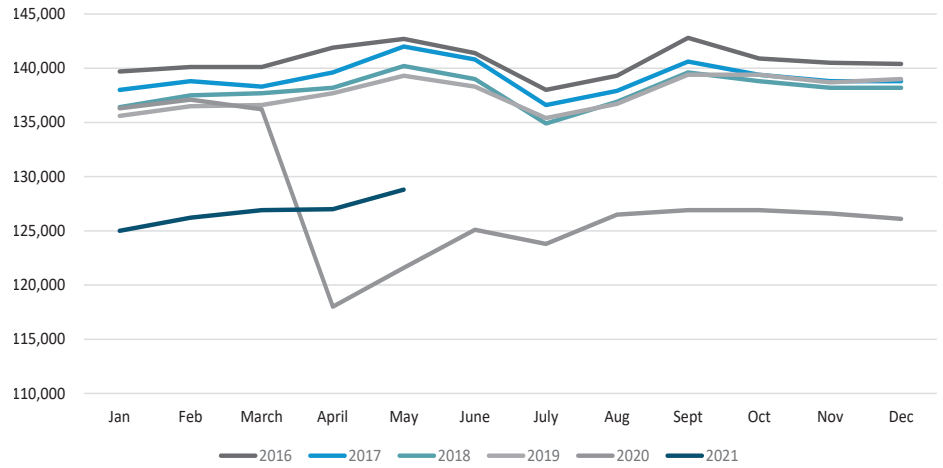
Anchorage's oil and gas sector shed 300 jobs between May 2021 and May 2020. This is a 14.3% decline.

All data sourced from the Alaska Department of Labor and the U.S. Bureau of Labor

SERVICES PROVIDING JOBS

Services providing industries gained approximately 7,200 jobs between May of 2021 and May of 2020. This significant job growth is mainly the result of the continuing vaccination efforts to suppress the COVID-19 pandemic and a return of opportunities in the tourism sector.

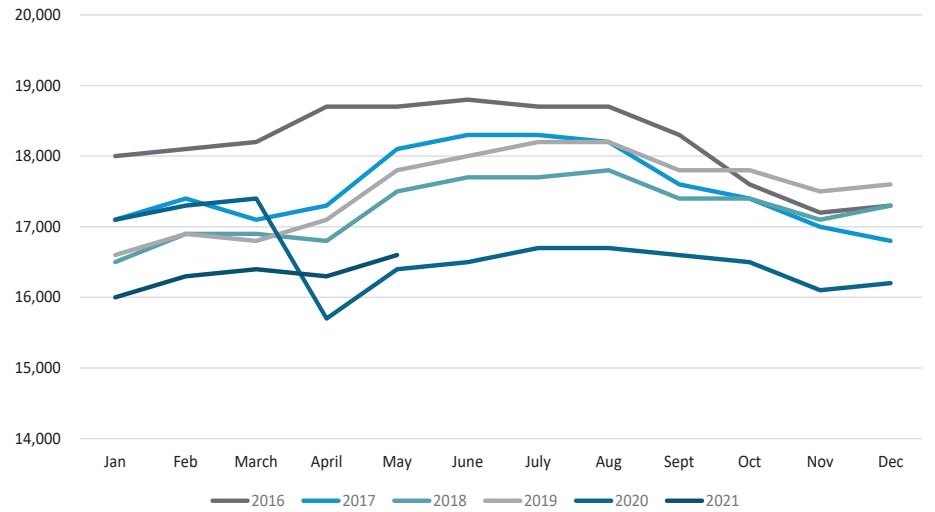
Services Providing Jobs
Municipality of Anchorage 2016 - Present



PROFESSIONAL & BUSINESS SERVICES

Anchorage's professional & business services sector saw a increase of 200 jobs in May 2021 compared to the same month in 2020.

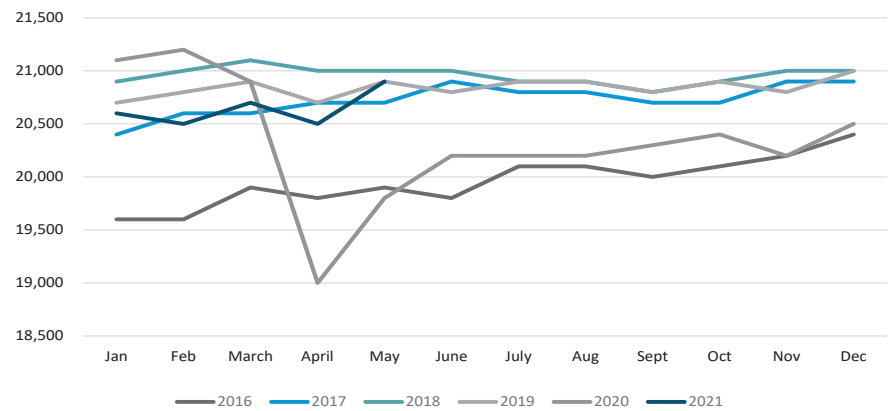
Professional & Business Services
Municipality of Anchorage 2016 - Present



HEALTH CARE EMPLOYMENT

Health care employment has rebounded from its recent downward trend with 1,100 additional jobs in May 2021 versus May 2020.

Health Care Employment
Municipality of Anchorage 2016-Present



All data sourced from the Alaska Department of Labor and the U.S. Bureau of Labor



NOW HIRING

FEATURED OPENINGS
BY OCCUPATION
SOURCE: JOBSEQ®

Retail Salespersons

TOTAL ADS: 492

Average
annual:
\$26,612

Registered Nurses

TOTAL ADS: 483

Average
annual:
\$72,800

Stockers and Order Fillers

TOTAL ADS: 357

Average
annual:
\$30,894

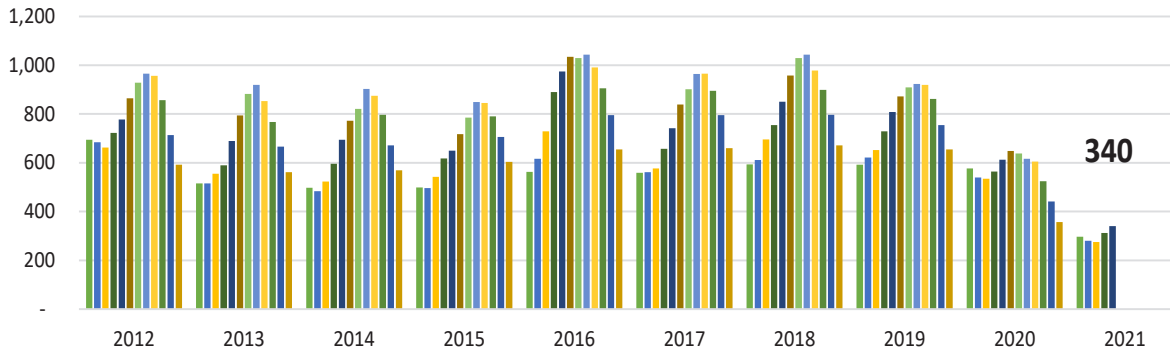
TOP EMPLOYERS

TOP EMPLOYERS BY TOTAL ADS
SEPTEMBER 2020
SOURCE: JOBSEQ®

Company	Total Ads
Providence Health & Services	520
Alaska Native Tribal Health Consortium	240
Humana	208
Anchorage School District	206
Alaska Teacher Placement	113
Municipality of Anchorage	106
HCA	97
Kroger	97
State of Alaska	83
Alaska Executive Search	77

Anchorage Single Family Home Listings Monthly Totals 10-Year Comparison as of 05/31/2021

Data Source: Alaska Multiple Listings Service



ANCHORAGE SINGLE-FAMILY HOME LISTINGS

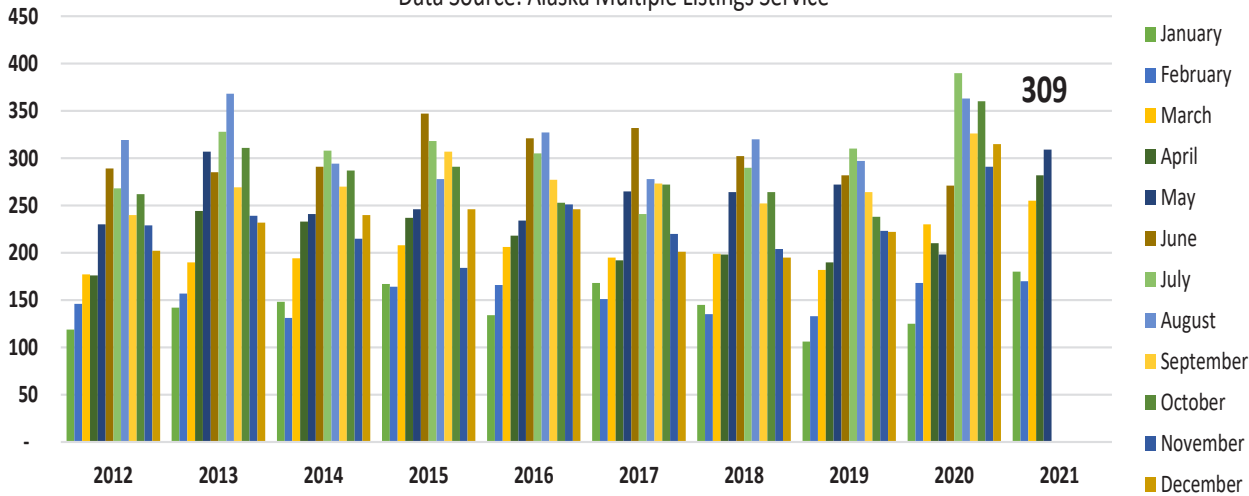
YTD 10-YEAR COMPARISON

Anchorage's single-family home listings stood at 340 for the month of May 2021, a decrease of 273 from 613 listings in May 2020, a -45% decline in inventory for sale from 2020.

Anchorage Single Family Home Monthly Unit Sales

Monthly 10-Year Comparison as of 05/31/2021

Data Source: Alaska Multiple Listings Service



ANCHORAGE SINGLE-FAMILY HOME MONTHLY UNIT SALES

YTD 10-YEAR COMPARISON

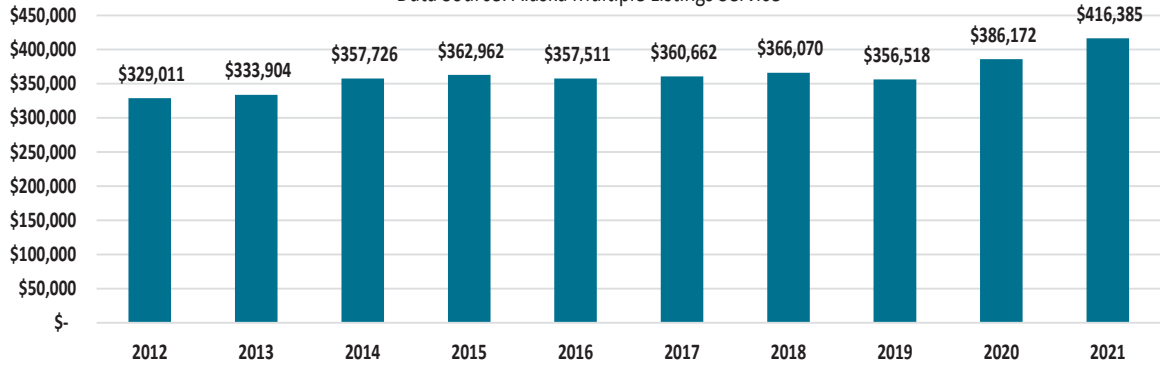
Anchorage's single-family home monthly unit sales stood at 309 in May 2021, which is up 99 from May 2020 at 210 sales, a 47% increase in sales compared to the same month in 2020.

Data source: Alaska Multiple Listing Service

Anchorage Single Family Home Average Sale Price

YTD 10-Year Comparison as of 05/31/2021

Data Source: Alaska Multiple Listings Service



ANCHORAGE SINGLE-FAMILY HOME AVERAGE SALES PRICE

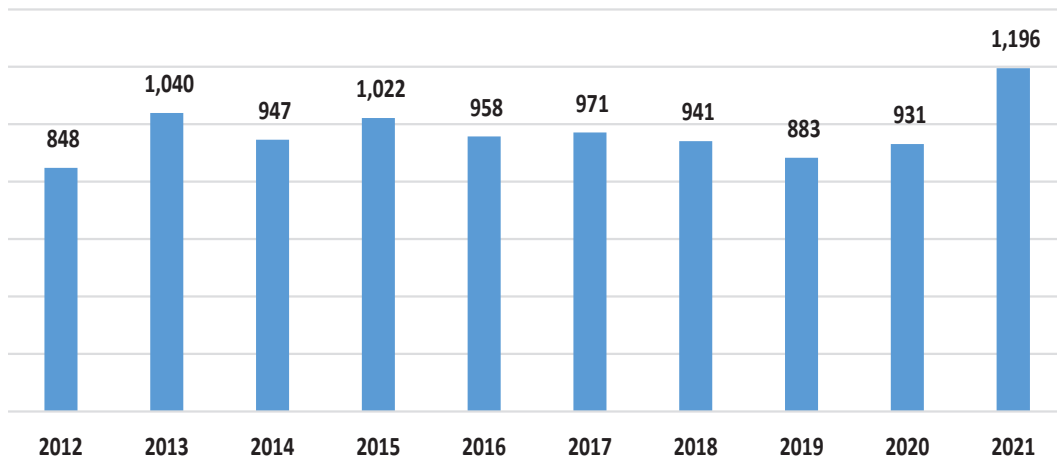
YTD 10-YEAR COMPARISON

The average price of a single-family home in Anchorage stood at \$458,911 in May 2021, up \$30,213 from \$390,868 in May 2020. Year to date, the average price of a home sold in Anchorage in 2021 stands at \$416,385, which is up \$20,735 compared to the same period in 2020 or an increase of 5.4%.

Anchorage Single Family Homes Total Unit Sales

YTD 10-Year Comparison as of 05/31/2021

Data Source: Alaska Multiple Listings Service



ANCHORAGE SINGLE-FAMILY HOMES TOTAL UNIT SALES

YTD 10-YEAR COMPARISON

The number of single-family home unit sales year-to-date increased in May 2021 to 1,196, up by 265 units sold compared to the period in 2020, showing a significant 12.8% increase in home sales for the year.

Data source: Alaska Multiple Listing Service



UNEMPLOMENT DATA

Anchorage's unemployment rate in May was 6.1%, down .3% compared to the previous month of April. This time last year, Anchorage had an unemployment rate of 12.3% in May of 2020. As we continue to see unemployment rates fluctuate, we want to keep in mind that changes are on the horizon with the State of Alaska moving on from federal unemployment aid. In May there were 9,252 unemployed individuals compared to 17,614 in May of 2020. Anchorage's labor force stands at 150,578 (employment + unemployment = labor force).

Anchorage continues to show the lowest unemployment numbers in the southcentral region with Kenai coming in at 7.7% unemployment, the Matanuska-Susitna Borough at 7.0% unemployment and the State of Alaska as a whole at 6.7% unemployment for the month of May 2021.

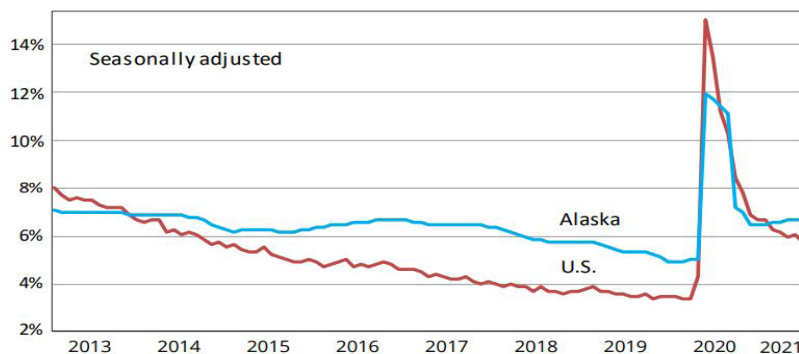
Excluding workers receiving Pandemic Unemployment Assistance for which detailed data is not available, the industry sector most impacted by job losses in May was trade with 1,461 claims followed by food services sector that includes restaurants and bars with 1,233 out of work. Health Care was in third, showing 1,082 no longer employed. 6,217 workers, or 67% of those receiving first-time or ongoing unemployment benefits were earning \$30,000 or less in annual wages. A full representation of the industry sector impacts, and the average wages earned by the workers in those industries is represented in the charts below. (See spreadsheet for charts)

UNEMPLOYMENT CLAIMANTS AND AVERAGE WAGES BY INDUSTRY

INDUSTRY NAME	CLAIMANT COUNT	AVG. EARNINGS
RETAIL TRADE	1,406	\$23,820.03
FOOD SERVICES	1,233	\$20,317.15
HEALTH CARE	1082	\$30,177.12
CONSTRUCTION	937	\$47,178.33
ADMINISTRATIVE/OFFICE	690	\$27,205.67
TRANSPORTATION	570	\$31,694.31
ACCOMMODATION	513	\$24,154.36
OTHER	392	\$26,084.12
PROFESSIONAL	344	\$47,131.63
PUBLIC ADMINISTRATION	270	\$38,661.10
UNCLASSIFIED	269	\$27,785.97
OIL & GAS	245	\$110,271.14
FOOD MANUFACTURING	242	\$22,211.68
EDUCATION	212	\$25,277.22
REAL ESTATE	190	\$30,834.25
FINANCE / INSURANCE	161	\$41,726.08
ARTS & ENTERTAINMENT	143	\$18,784.10
INFORMATION	113	\$42,846.57
OTHER MANUFACTURING	88	\$35,862.53
AGRICULTURE	35	\$29,217.40
MANAGEMENT	31	\$38,187.77
HARD ROCK MINING	24	\$55,803.29
WOOD MANUFACTURING	16	\$45,048.50
UTILITIES	13	\$33,816.00

Unemployment Rates, Alaska and U.S.

January 2013 to May 2021



Sources: Alaska Department of Labor and Workforce Development, Research and Analysis Section; and U.S. Bureau of Labor Statistics



AEDC
Anchorage Economic
Development Corporation