



MAY 2021  
ISSUE

## IN THIS ISSUE

Anchorage and industry  
employment analysis

Anchorage housing  
market numbers

Top employers and  
featured occupations

Unemployment data for  
Anchorage and our take

SPONSORED BY



**First National Bank**  
**ALASKA** MEMBER FDIC

# THANK YOU.

Thank you to our sponsors  
Alaska Executive Search and  
First National Bank Alaska  
for making this report  
possible.

Find more research at  
[AEDCWeb.com](http://AEDCWeb.com)

---

All data referenced in this employment report is from the State of Alaska, Dept. of Labor & Workforce Development ([www.laborstats.alaska.gov](http://www.laborstats.alaska.gov)) and from the U.S. Bureau of Labor Statistics ([www.bls.gov](http://www.bls.gov)).

Report compiled by Anchorage Economic Development Corp.

If you are interested in learning more about this data or are interested in how AEDC can help you develop a report, call AEDC at 907.258.3700.

# YEAR TO DATE: BY THE NUMBERS

## MONTHLY SUMMARY

Average job numbers for the month of April stood at 9,800 jobs up from April of 2020. This is our first glimpse of job recovery post the COVID-19 crisis. We are hopeful that even better news is coming when May data is released in mid-June and – given current trends – Anchorage should see an even more significant return to job growth.

Almost all sectors saw positive growth with the exception of oil & gas, transportation/warehouse/utilities, and local government.

The number of single-family homes sold year-to-date has increased by 20.9%. The average sale price so far in 2021 has risen by 5.3%. Single-family home listings decreased by 47% compared to the same period in 2020, suggesting that the housing market is falling deeper into a seller's market.

The top five companies posting jobs continue to be Providence Health & Services, Alaska Native Tribal Health Consortium, Humana, Anchorage School District, Alaska Teacher Placement. Unemployment claims data equaled 9.2% of the labor force in April.

This month's data reflects the changes to come as a result of COVID-19 recovery efforts in addition to a thawing national economy. We are seeing commercial air traffic back to 90% of pre-pandemic levels and are hopeful for a return of cruise ships to Alaska ports with the passage of the Alaska Tourism Restoration Act.

## APRIL GAINS

- Construction + 600
- Educational & Health Services +2,300
- Manufacturing +200
- Leisure & Hospitality +3,600
- Wholesale Trade +100
- Accommodation +700
- Retail Trade +1,800
- Food Services and Drinking Places +2,900
- Health Care + 1,500
- Local Education + 200
- Other Services +800
- Financial Activities +100
- State Education +100
- Professional & Business Services + 700
- State Government + 100

## APRIL LOSSES

- Oil & Gas -300
- Transportation/Warehouse/Utilities -200
- Local Government - 200

## NO CHANGE

- Information
- Federal Government

## THE BOTTOM LINE

Anchorage's job market is finally rebounding after a devastating 2020. Almost every industry sector is seeing significant job growth compared to April 2020 and we expect to see the numbers look even better as the summer progresses.

-4.2% YTD

TOTAL JOBS

136,200  
-6,000

GOV. JOBS

Federal -900  
State +200  
Local -1,200

GOODS PRODUCING

-500

OIL & GAS

-400

CONSTRUCTION

-100

MANUFACTURING

FLAT

SERVICES PROVIDING

-5,500

HEALTH CARE

FLAT

LEISURE & HOSPITALITY

-2,600

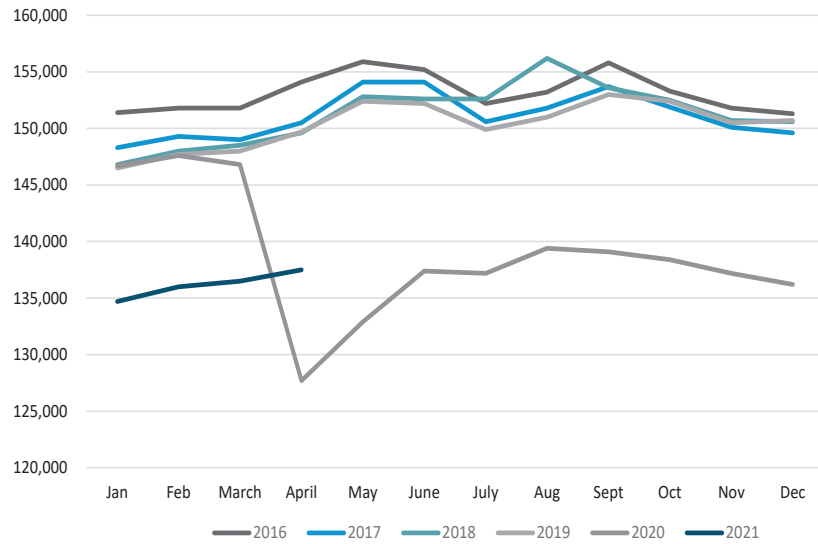
PROFESSIONAL & BUSINESS SERVICES

-600

## ANCHORAGE EMPLOYMENT

Total Anchorage employment is at 137,500 in April of 2021, showing an increase of 9,800 jobs compared to the same month in 2020.

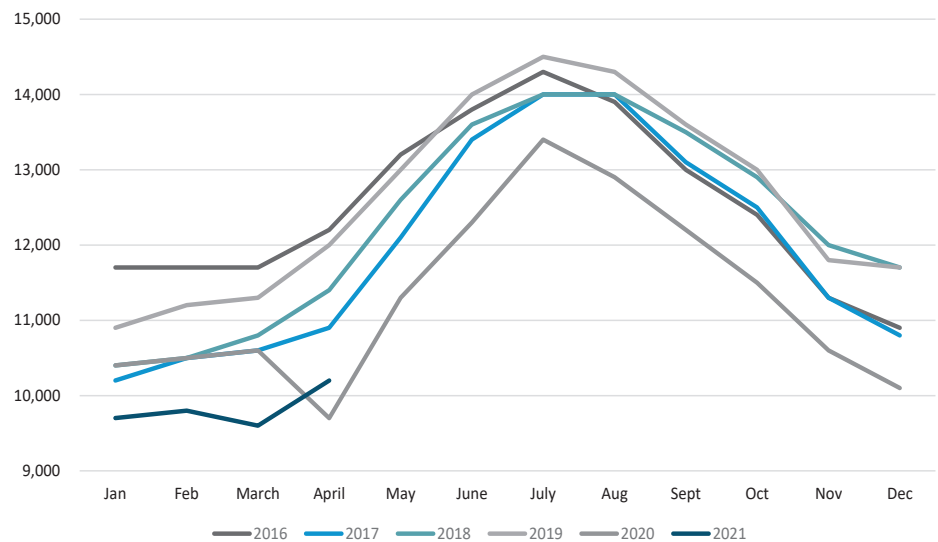
Anchorage Employment  
Municipality of Anchorage 2016-Present



## GOODS PRODUCING JOBS

Anchorage's goods producing sector saw a growth of 500 jobs or 7.7% in the month of April 2021 compared with the same period in 2020.

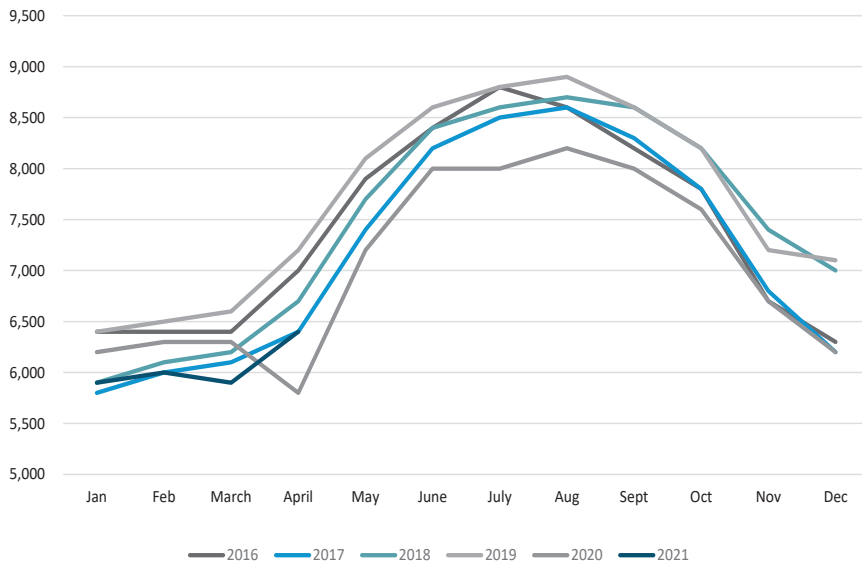
Goods Producing Jobs  
Municipality of Anchorage 2016-Present



All data sourced from the Alaska Department of Labor and the U.S. Bureau of Labor



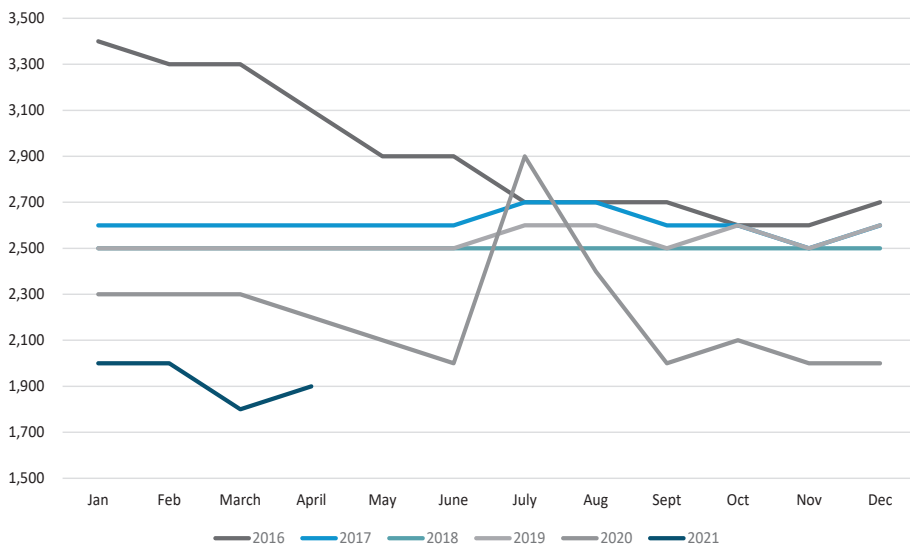
Construction Employment  
Municipality of Anchorage 2016-Present



CONSTRUCTION EMPLOYMENT

At 6,400 jobs, Anchorage construction employment is up 600 jobs, a 10.3% increase in April compared to the same period in 2020.

Oil & Gas Employment  
Municipality of Anchorage 2016-Present



OIL & GAS EMPLOYMENT

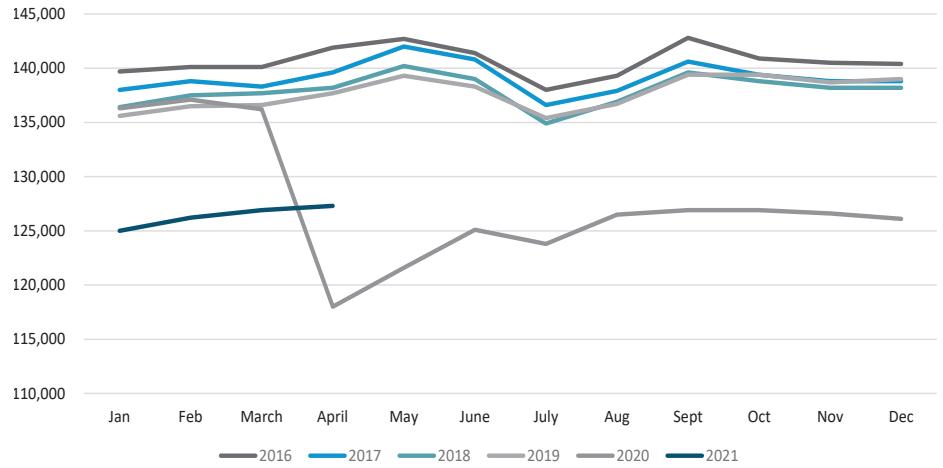
Anchorage's oil and gas sector shed 300 jobs between April 2021 and April 2020. This is a 13.6% decline.

All data sourced from the Alaska Department of Labor and the U.S. Bureau of Labor

### SERVICES PROVIDING JOBS

Services providing industries gained approximately 9,300 jobs between April of 2021 and April of 2020. This significant job growth is a result of the continuing vaccination efforts to fight off the COVID-19 pandemic and a return of opportunities in the tourism sector.

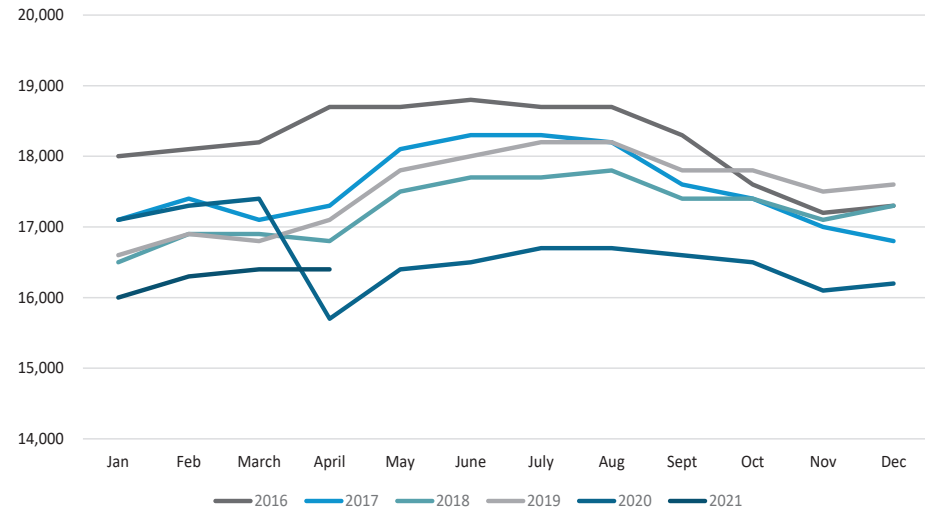
Services Providing Jobs  
Municipality of Anchorage 2016 - Present



### PROFESSIONAL & BUSINESS SERVICES

Anchorage's professional & business services sector saw a increase of 700 jobs in April 2021 compared to the same month in 2020.

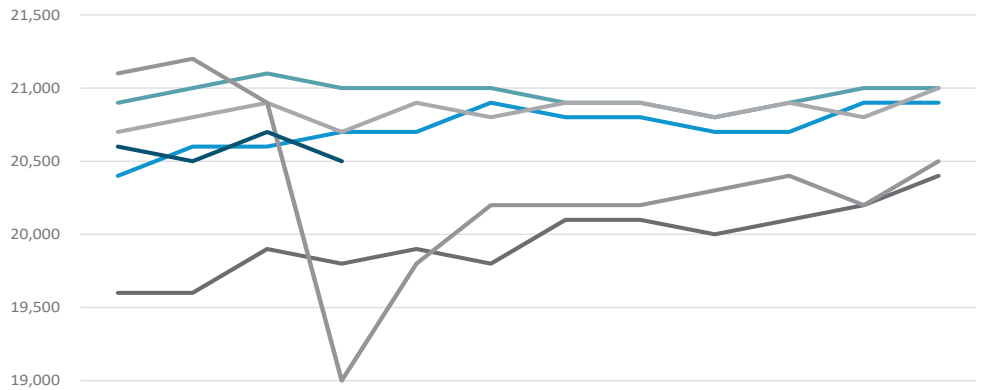
Professional & Business Services  
Municipality of Anchorage 2016 - Present



### HEALTH CARE EMPLOYMENT

Health care employment has rebounded from its recent downward trend with 1,500 additional jobs between April 2020 and April 2021.

Health Care Employment  
Municipality of Anchorage 2016-Present



All data sourced from the Alaska Department of Labor and the U.S. Bureau of Labor

# NOW HIRING

FEATURED OPENINGS  
BY OCCUPATION  
SOURCE: JOBSEQ®

## Retail Salespersons

TOTAL ADS: 501

Average  
annual:  
\$26,612

## Registered Nurses

TOTAL ADS: 475

Average  
annual:  
\$72,800

## Stockers and Order Fillers

TOTAL ADS: 363

Average  
annual:  
\$30,894

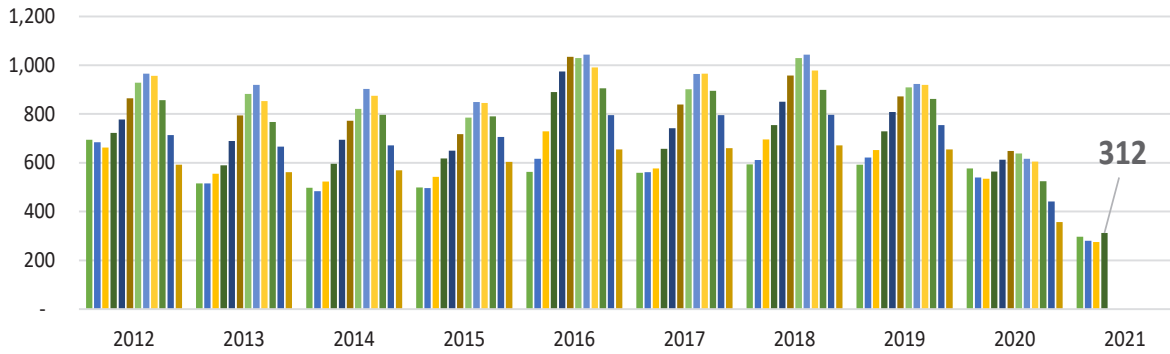
## TOP EMPLOYERS

TOP EMPLOYERS BY TOTAL ADS  
SEPTEMBER 2020  
SOURCE: JOBSEQ®

Company	Total Ads
Providence Health & Services	496
Alaska Native Tribal Health Consortium	252
Humana	222
Anchorage School District	194
Alaska Teacher Placement	117
PAREXEL	116
Kroger	104
HCA	93
Southcentral Foundation	85
Alaska Executive Search	82

## Anchorage Single Family Home Listings Monthly Totals 10-Year Comparison as of 04/30/2021

Data Source: Alaska Multiple Listings Service



### ANCHORAGE SINGLE-FAMILY HOME LISTINGS

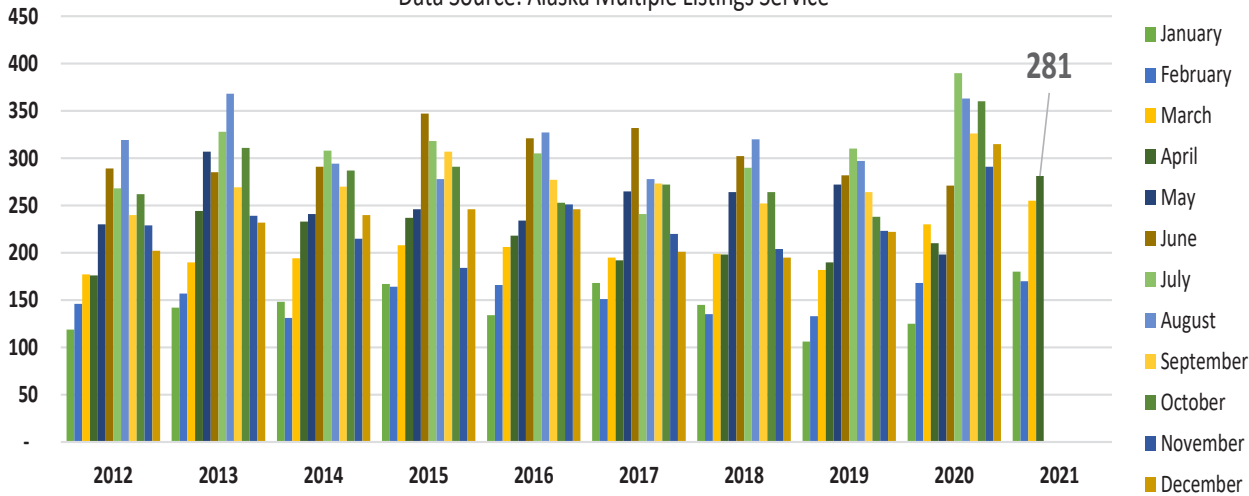
#### YTD 10-YEAR COMPARISON

Anchorage's single-family home listings stood at 312 as of April 2021, a decrease of 252 from 564 listings in April 2020.

## Anchorage Single Family Home Monthly Unit Sales

### Monthly 10-Year Comparison as of 04/30/2021

Data Source: Alaska Multiple Listings Service



### ANCHORAGE SINGLE-FAMILY HOME MONTHLY UNIT SALES

#### YTD 10-YEAR COMPARISON

Anchorage's single-family home monthly unit sales stood at 281 in April 2021, which is up 71 from April 2020 at 210 sales.

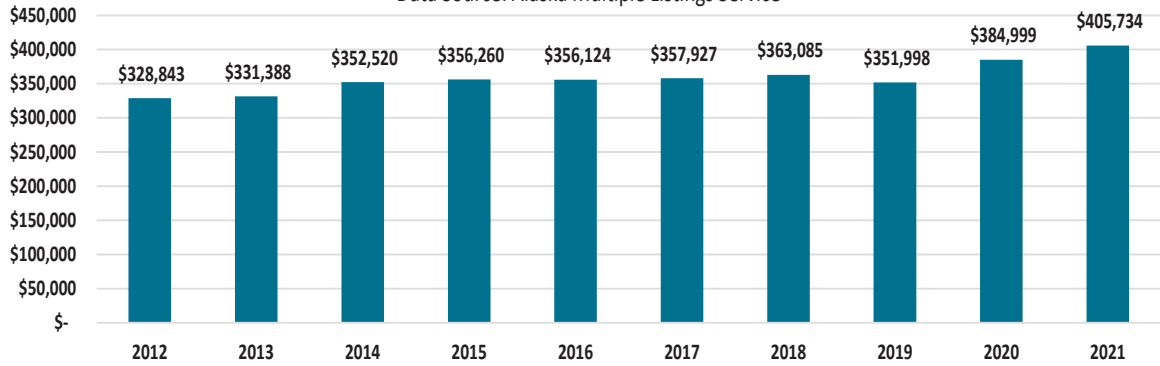
Data source: Alaska Multiple Listing Service



### Anchorage Single Family Home Average Sale Price

#### YTD 10-Year Comparison as of 04/30/2021

Data Source: Alaska Multiple Listings Service



### ANCHORAGE SINGLE-FAMILY HOME AVERAGE SALES PRICE

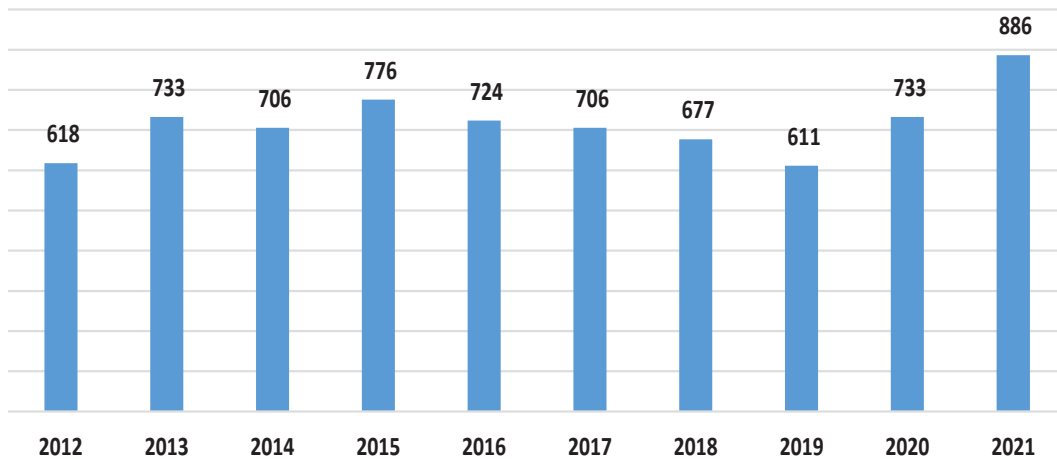
#### YTD 10-YEAR COMPARISON

The average price of a single-family home in Anchorage stood at \$432,128 in April 2021, up \$29,873 from \$402,255 in April 2020. Year to date, the average price of a home sold in Anchorage in 2021 stands at \$405,734, which is up \$20,735 compared to the same period in 2020.

### Anchorage Single Family Homes Total Unit Sales

#### YTD 10-Year Comparison as of 04/30/2021

Data Source: Alaska Multiple Listings Service



### ANCHORAGE SINGLE-FAMILY HOMES TOTAL UNIT SALES

#### YTD 10-YEAR COMPARISON

The number of single-family home unit sales year-to-date increased in April 2021 to 886, up by 153 units sold compared to the period in 2020, showing a significant 20.9% increase in home sales for the year.

Data source: Alaska Multiple Listing Service



# UNEMPLOMENT DATA

Anchorage's unemployment rate in April was 7%, up .2% compared to the previous month of March. This time last year, Anchorage had an unemployment rate of 13.9% in April of 2020. As we continue to see unemployment rates fluctuate, we want to keep in mind that changes are on the horizon with the State of Alaska moving on from federal unemployment aid. In April there were 10,454 unemployed individuals compared to 19,995 in April of 2020. Anchorage's labor force stood at 150,385 (employment + unemployment = labor force).

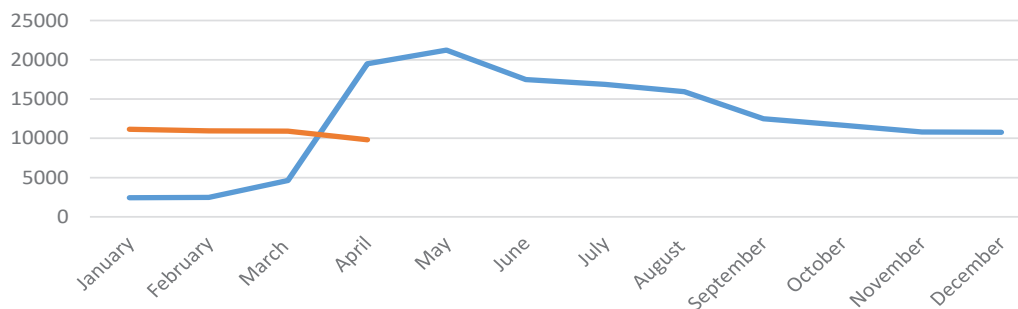
Anchorage continues to show the lowest unemployment numbers in the southcentral region with Kenai coming in at 9.3% unemployment, the Matanuska-Susitna Borough at 8.0% unemployment and the State of Alaska as a whole at 7.5% unemployment for the month of April 2021.

Excluding workers receiving Pandemic Unemployment Assistance for which detailed data is not available, the industry sector most impacted by job losses in April was trade with 1,461 claims followed by food services sector that includes restaurants and bars with 1,313 out of work. Construction was in third, showing 1,185 no longer employed. 6,705 workers, or 68% of those receiving first-time or ongoing unemployment benefits were earning \$30,000 or less in annual wages. A full representation of the industry sector impacts, and the average wages earned by the workers in those industries is represented in the charts below. (See spreadsheet for charts)

# UNEMPLOMENT CLAIMANTS AND AVERAGE WAGES BY INDUSTRY

INDUSTRY NAME	CLAIMANT COUNT	AVG. EARNINGS
RETAIL TRADE	1,461	\$23,582.87
FOOD SERVICES	1,313	\$20,687.88
CONSTRUCTION	1,185	\$50,705.25
HEALTH CARE	1,053	\$29,527.30
ADMINISTRATIVE/OFFICE	778	\$28,323.16
TRANSPORTATION	565	\$32,469.70
ACCOMMODATION	564	\$24,055.46
OTHER	427	\$26,806.53
PROFESSIONAL	357	\$48,999.71
PUBLIC ADMINISTRATION	283	\$36,594.00
UNCLASSIFIED	270	\$26,717.44
OIL & GAS	247	\$114,324.71
FOOD MANUFACTURING	233	\$21,782.89
EDUCATION	214	\$23,544.71
REAL ESTATE	212	\$30,388.75
FINANCE / INSURANCE	164	\$41,289.92
ARTS & ENTERTAINMENT	138	\$18,904.04
INFORMATION	109	\$43,431.68
OTHER MANUFACTURING	96	\$35,150.45
AGRICULTURE	42	\$29,635.29
MANAGEMENT	32	\$42,234.00
HARD ROCK MINING	31	\$52,602.35
UTILITIES	20	\$42,783.40
WOOD MANUFACTURING	19	\$45,621.89

Anchorage First-Time and Ongoing Unemployment 2021 vs 2020 YTD Claimant Count





AEDC  
Anchorage Economic  
Development Corporation