



OCTOBER 2021
ISSUE

IN THIS ISSUE

Anchorage and industry
employment analysis

Anchorage housing
market numbers

Top employers and
featured occupations

Unemployment data for
Anchorage and our take

SPONSORED BY



First National Bank
A L A S K A MEMBER FDIC

THANK YOU.

Thank you to our sponsors
Alaska Executive Search and
First National Bank Alaska
for making this report
possible.

Find more research at
AEDCWeb.com

All data referenced in this employment report is from the State of Alaska, Dept. of Labor & Workforce Development (www.laborstats.alaska.gov) and from the U.S. Bureau of Labor Statistics (www.bls.gov).

Report compiled by Anchorage Economic Development Corp.

If you are interested in learning more about this data or are interested in how AEDC can help you develop a report, call AEDC at 907.258.3700.

YEAR TO DATE: BY THE NUMBERS

MONTHLY SUMMARY

3

Job numbers for the month of September show an increase of 4,300 jobs up from September of 2020. Almost all sectors saw positive growth with the exception of oil & gas, manufacturing, information, healthcare, and federal government.

The number of single-family homes sold year-to-date has increased by 12%. The average sale price so far in 2021 has risen by 11%. Single-family home listings decreased by 62% compared to the same period in 2020, suggesting that the housing market is falling deeper into a seller's market. The top five companies posting jobs are Providence Health & Services, Humana (Alaska Regional Hospital), Alaska Native Tribal Health Consortium, Anchorage Daily News, GCI Communications and Alaska Teacher Placement.

SEPTEMBER GAINS

Construction + 200	Educational & Health Services +100
Manufacturing +100	Leisure & Hospitality +2,600
Local Education +200	Accommodation +700
Other Services +300	Food Services and Drinking Places +1,800
Local Government +200	Professional & Business Services +300
State Education +100	Financial Activities +100
State Education +100	
Transportation/Warehouse/ Utilities +1,000	

SEPTEMBER LOSSES

Oil & Gas -300
Information - 100
Federal Government -200
Health Care -700

NO CHANGE

Wholesale Trade
Retail Trade
State Government

THE BOTTOM LINE

Anchorage's job market is rebounding after a devastating 2020. Almost every industry sector is seeing significant job growth compared to September 2020; however, economic trends indicate that we are 3 to 5 years away from full employment recovery to pre-pandemic levels.



+ .9% YTD

TOTAL JOBS

140,500
+1,300



GOV. JOBS

-400

Federal

-100

State

+100

Local

-300



GOODS PRODUCING

-500



OIL & GAS

-600



CONSTRUCTION

+100



MANUFACTURING

FLAT



SERVICES

PROVIDING

+1,900



HEALTH CARE

+300



LEISURE &

HOSPITALITY

+1,100

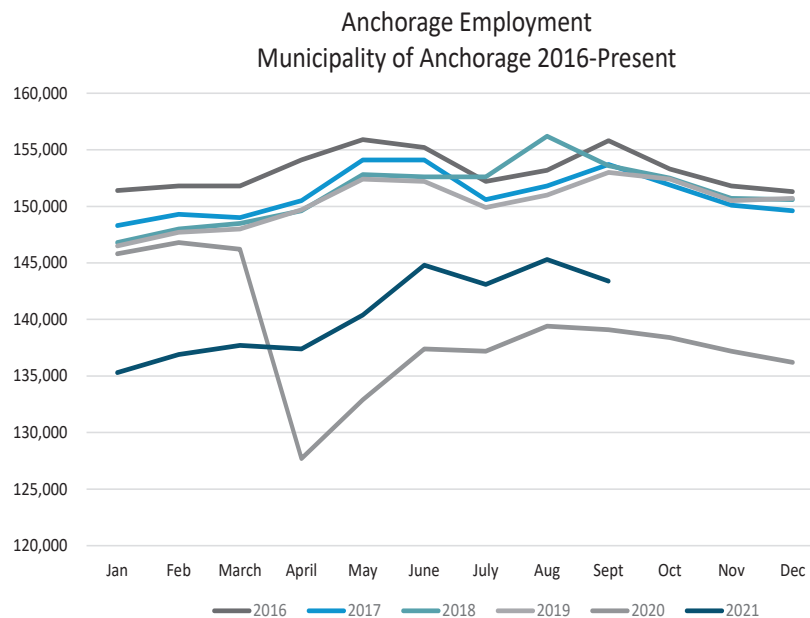


PROFESSIONAL &
BUSINESS SERVICES

-100

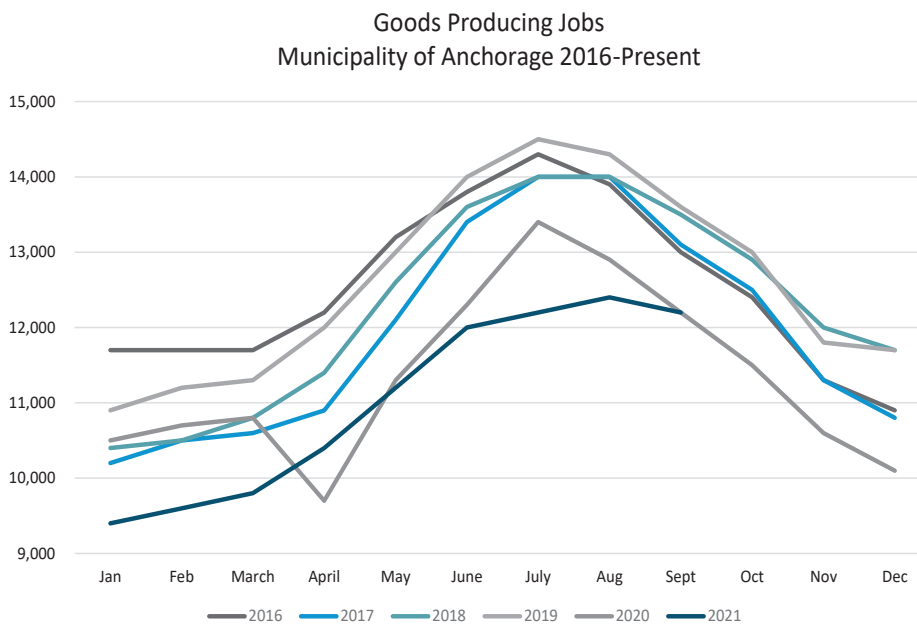
ANCHORAGE EMPLOYMENT

Total Anchorage employment is at 143,400 in September of 2021, showing an increase of 4,300 jobs compared to the same month in 2020.



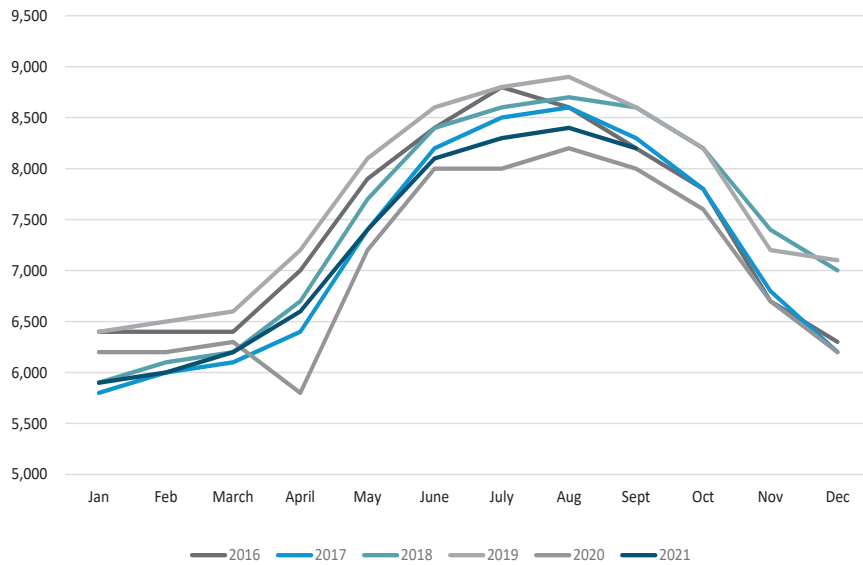
GOODS PRODUCING JOBS

Anchorage's goods producing sector is flat with no change in job numbers for the month of September 2021 compared with the same period in 2020.



All data sourced from the Alaska Department of Labor and the U.S. Bureau of Labor

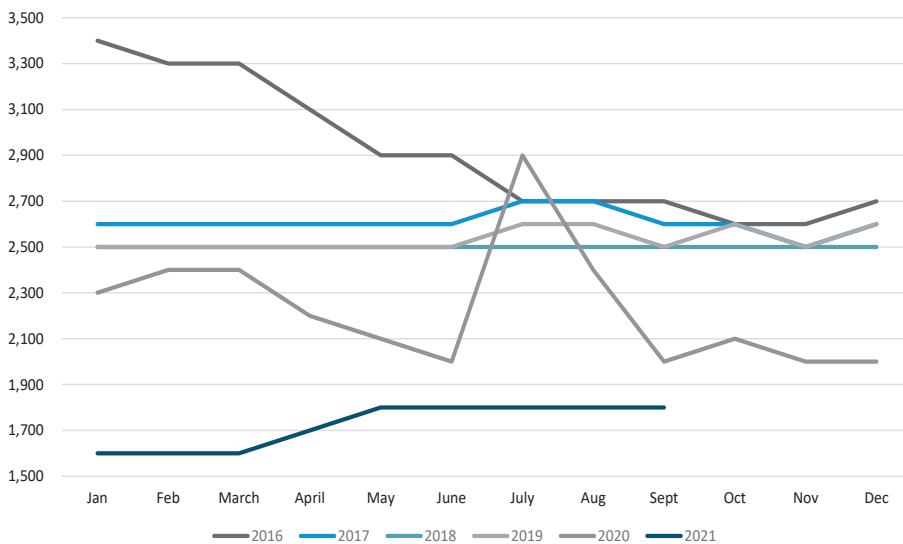
Construction Employment
Municipality of Anchorage 2016-Present



CONSTRUCTION EMPLOYMENT

At 8,400 jobs, Anchorage construction employment is up 200 jobs, a 2.4% increase in September compared to the same period in 2020.

Oil & Gas Employment
Municipality of Anchorage 2016-Present



OIL & GAS EMPLOYMENT

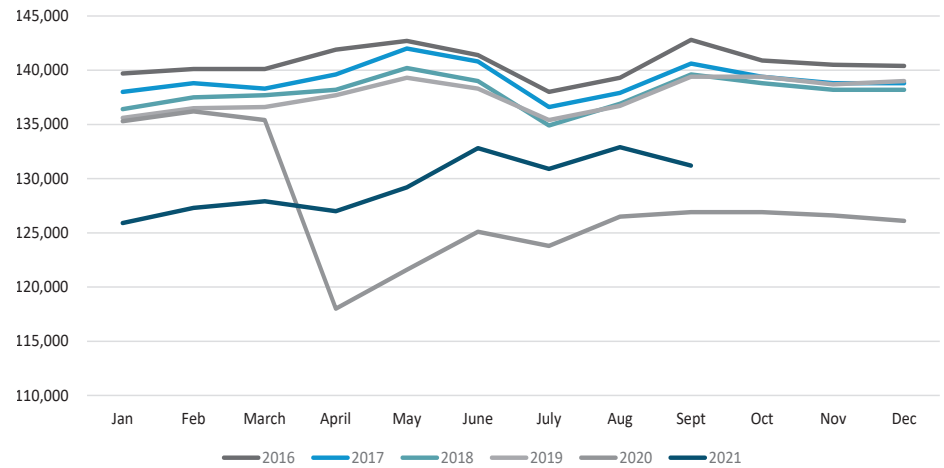
Anchorage's oil and gas sector shed 200 jobs between September 2021 and September 2020. This is a 10% decline.

All data sourced from the Alaska Department of Labor and the U.S. Bureau of Labor

SERVICES PROVIDING JOBS

Services providing industries gained approximately 4,300 jobs between September of 2021 and September of 2020. This significant job growth is mainly the result of the continuing vaccination efforts to suppress the COVID-19 pandemic and a return of opportunities in the tourism sector.

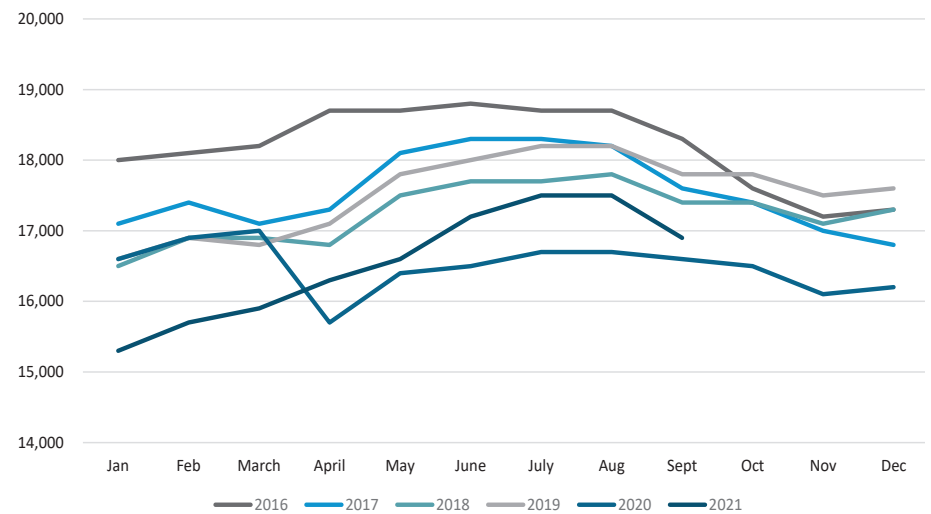
Services Providing Jobs
Municipality of Anchorage 2016 - Present



PROFESSIONAL & BUSINESS SERVICES

Anchorage's professional & business services sector saw an increase of 300 jobs in September 2021 compared to the same month in 2020.

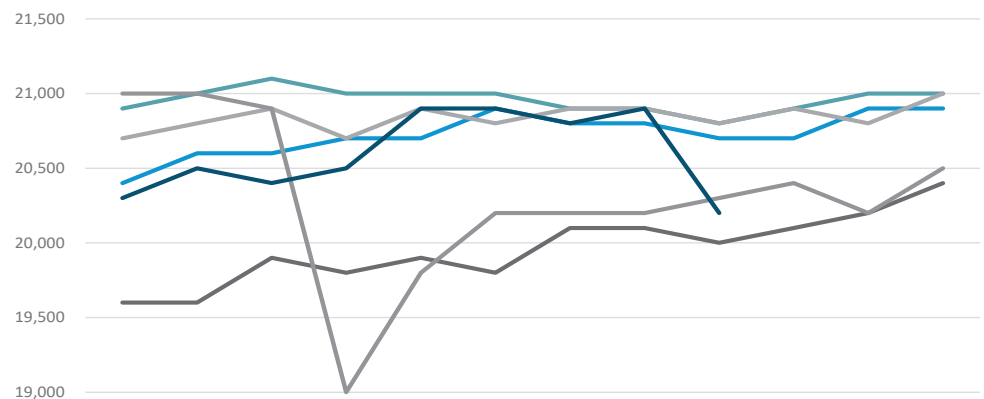
Professional & Business Services
Municipality of Anchorage 2016 - Present



HEALTH CARE EMPLOYMENT

Health care employment is showing down 100 jobs in September 2021 versus September 2020. With hospital entering critical care levels due to the recent COVID-19 surge this could mean regular procedures and general staff have been reduced.

Health Care Employment
Municipality of Anchorage 2016-Present



All data sourced from the Alaska Department of Labor and the U.S. Bureau of Labor

NOW HIRING

FEATURED OPENINGS
BY OCCUPATION
SOURCE: JOBSEQ®

Retail Salespersons

TOTAL ADS: 460

Average
annual:
\$27,407

Registered Nurses

TOTAL ADS: 478

Average
annual:
\$78,000

Social and Human Service Assistants

TOTAL ADS: 294

Average
annual:
\$40,155

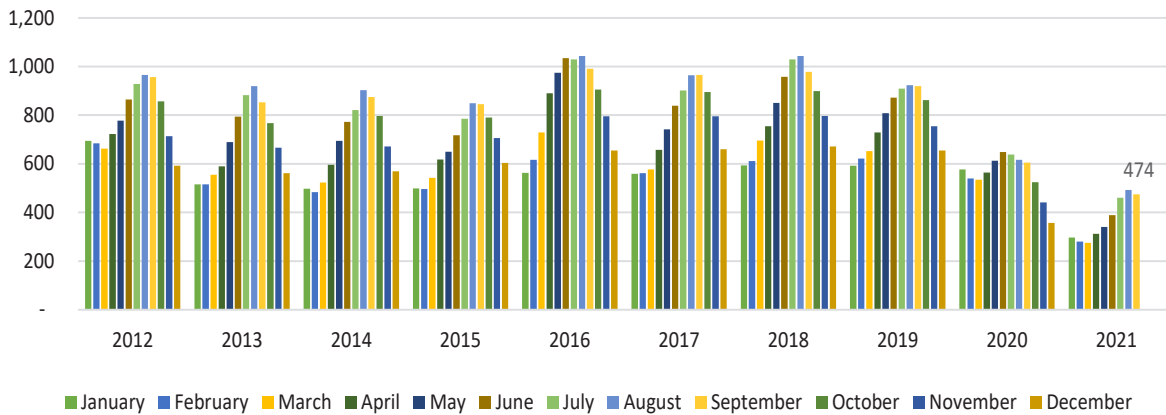
TOP EMPLOYERS

TOP EMPLOYERS BY TOTAL ADS
SEPTEMBER 2021
SOURCE: JOBSEQ®

Company	Total Ads
Providence Health & Services	579
Humana	268
Alaska Native Tribal Health Consortium	223
GCI	180
Alaska Teacher Placement	117
HCA	117
Anchorage School District	110
Alaska Executive Search	94
Opti Staffing	88

Anchorage Single Family Home Listings Monthly Totals 10-Year Comparison as of 09/30/2021

Data Source: Alaska Multiple Listings Service



ANCHORAGE SINGLE-FAMILY HOME LISTINGS

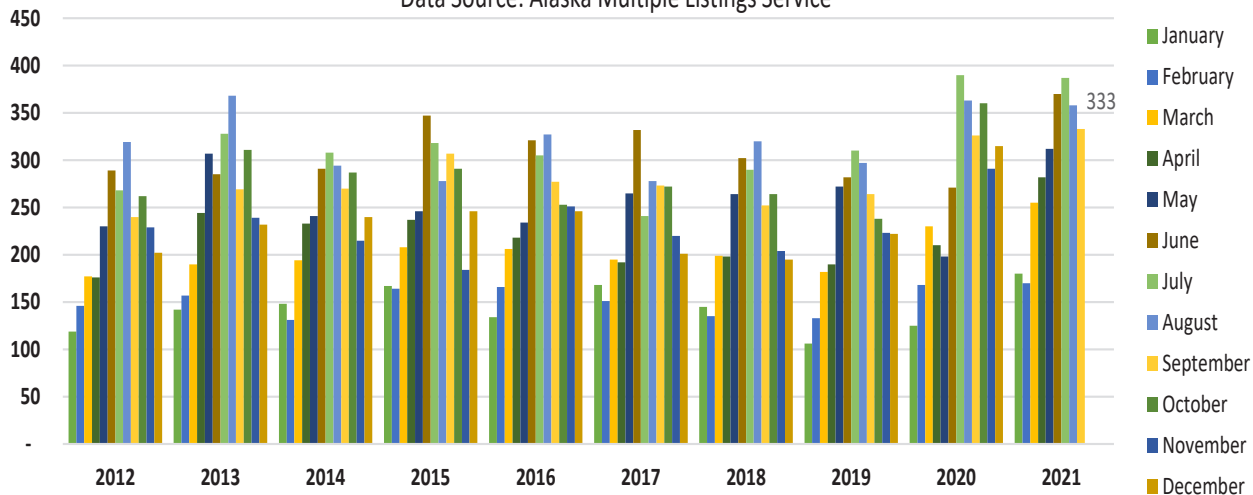
YTD 10-YEAR COMPARISON

Anchorage's single-family home listings stood at 474 for the month of September 2021, a decrease of 131 from 605 listings in September 2020, a -12% decline in inventory for sale from 2020.

Anchorage Single Family Home Monthly Unit Sales

Monthly 10-Year Comparison as of 09/30/2021

Data Source: Alaska Multiple Listings Service



ANCHORAGE SINGLE-FAMILY HOME MONTHLY UNIT SALES

YTD 10-YEAR COMPARISON

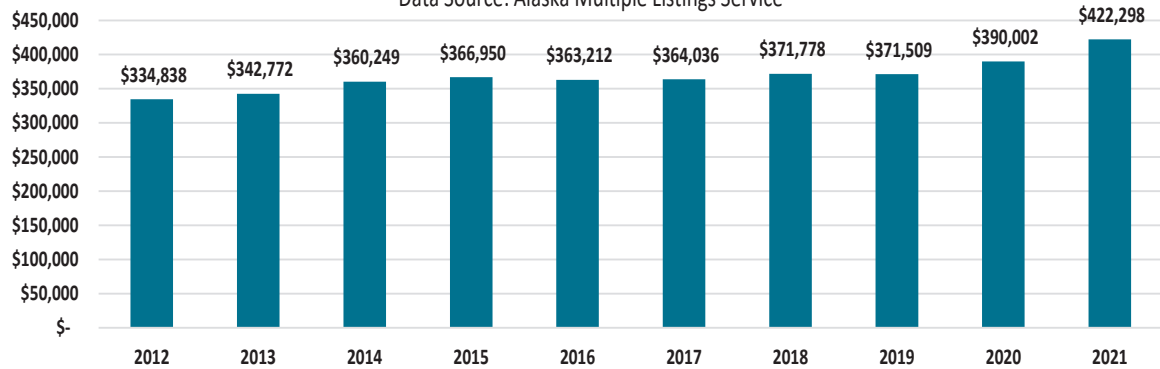
Anchorage's single-family home monthly unit sales stood at 333 in September 2021, which is up seven from September 2020 at 326 sales.

Data source: Alaska Multiple Listing Service

Anchorage Single Family Home Average Sale Price

YTD 10-Year Comparison as of 09/30/2021

Data Source: Alaska Multiple Listings Service



ANCHORAGE SINGLE-FAMILY HOME AVERAGE SALES PRICE

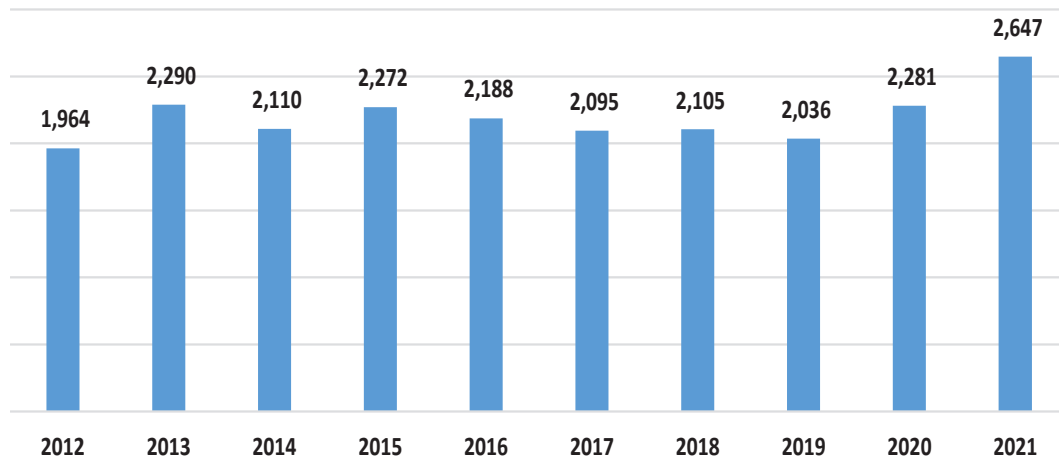
YTD 10-YEAR COMPARISON

The average price of a single-family home in Anchorage stood at \$425,428 in September 2021, up \$32,269 from \$393,159 in September 2020. Year to date, the average price of a home sold in Anchorage in 2021 stands at \$422,298, which is up \$32,296 compared to the same period in 2020 or an increase of 11%.

Anchorage Single Family Homes Total Unit Sales

YTD 10-Year Comparison as of 09/30/2021

Data Source: Alaska Multiple Listings Service



ANCHORAGE SINGLE-FAMILY HOMES TOTAL UNIT SALES

YTD 10-YEAR COMPARISON

The number of single-family home unit sales year-to-date increased in August 2021 to 2,647, up by 366 units sold compared to the period in 2020, showing a significant 12% increase in home sales for the year.

Data source: Alaska Multiple Listing Service

UNEMPLOMENT DATA

Anchorage's unemployment rate in September was 4.8%, down .6% compared to the previous month of September. This time last year, Anchorage had an unemployment rate of 6.4% in September of 2020. As we continue to see unemployment rates fluctuate, we want to keep in mind that changes are on the horizon with the State of Alaska moving on from federal unemployment aid. In September there were 7,093 unemployed individuals compared to 9,194 in September of 2020. Anchorage's labor force stands at 147,271 (employment + unemployment = labor force).

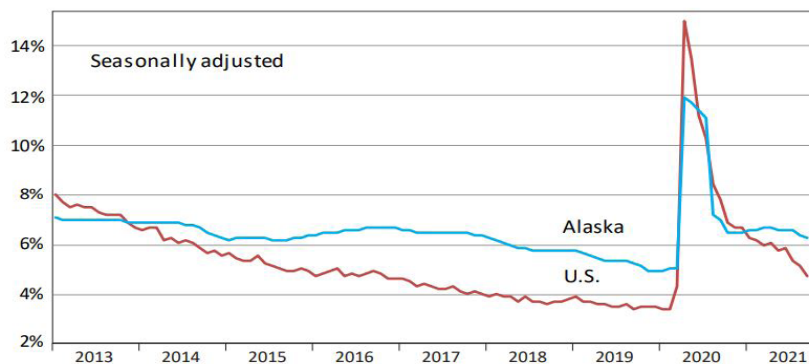
Anchorage continues to show the lowest unemployment numbers in the southcentral region with Kenai coming in at 5.9% unemployment, the Matanuska-Susitna Borough at 5.5% unemployment and the State of Alaska as a whole at 5.1% unemployment for the month of September 2021.

UNEMPLOMENT CLAIMANTS AND AVERAGE WAGES BY INDUSTRY

INDUSTRY NAME	CLAIMANT COUNT	AVG. EARNINGS
RETAIL TRADE	576	\$25,009
HEALTH CARE	546	\$32,443
FOOD SERVICES	358	\$19,342
ADMINISTRATIVE/OFFICE	271	\$28,191
CONSTRUCTION	269	\$43,406
TRANSPORTATION	191	\$33,774
PROFESSIONAL	169	\$43,672
OTHER	163	\$28,242
PUBLIC ADMINISTRATION	157	\$44,855
ACCOMMODATION	144	\$21,726
UNCLASSIFIED	123	\$29,212
OIL & GAS	97	\$109,225
FINANCE / INSURANCE	97	\$47,819
FOOD MANUFACTURING	92	\$19,771
EDUCATION	85	\$27,875
REAL ESTATE	76	\$35,585
ARTS & ENTERTAINMENT	50	\$17,549
INFORMATION	45	\$44,711
OTHER MANUFACTURING	21	\$33,281
AGRICULTURE	11	\$38,859
MANAGEMENT	11	\$52,984
HARD ROCK MINING	10	\$71,049
UTILITIES	6	\$40,817
WOOD MANUFACTURING	5	\$77,088

Unemployment Rates, Alaska and U.S.

January 2013 to September 2021



Sources: Alaska Department of Labor and Workforce Development, Research and Analysis Section; and U.S. Bureau of Labor Statistics



AEDC
Anchorage Economic
Development Corporation