

Real-Time Jobs Intelligence Report Q2 2023



Sponsored by



Produced by



Introduction

The data from the Real-Time Jobs Intelligence Report comes from Jobs EQ, a service that provides access to labor market data down to the zip code. This report is a snapshot of the Anchorage job market in the second quarter of 2023.

In this report, readers will find information on the types of jobs, education levels, certificates and hard and soft skills that are most sought-after in Anchorage.

This information helps to inform important business decisions, from tech schools using hard data to determine which certification programs are most crucial, businesses using ad duration periods to identify which jobs are easiest to fill, to prospective employees deciding top certificates in which to invest their time and resources.

The appendices supplement this at-a-glance report by extending the top 10 lists to the top 50 and including an estimate of median wages.

This report and all data herein were produced by JobsEQ®, a product of Chmura Economics & Analytics. The information contained herein was obtained from sources we believe to be reliable. However, we cannot guarantee its accuracy and completeness.

Total Online Job Postings

(Total reflects postings active between 1/1/23 and 3/31/23)

29,145

That's **4,326** more than in Q2 2022

Representing:

21,646 Job Titles

4,835 Employers

Up **4.5%** from last year

703 Occupations

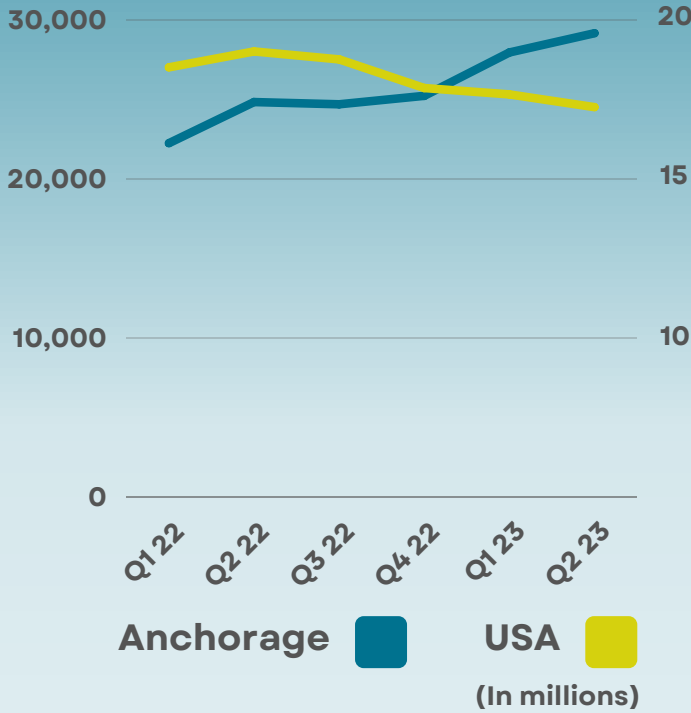
428 Certifications



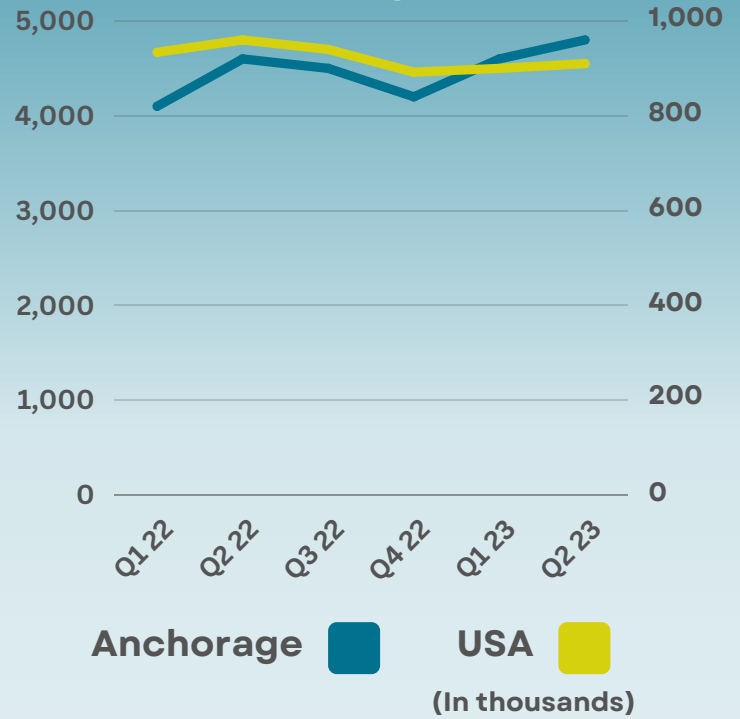
AEDC
Anchorage Economic
Development Corporation

Online Job Postings Anchorage vs. Nationwide

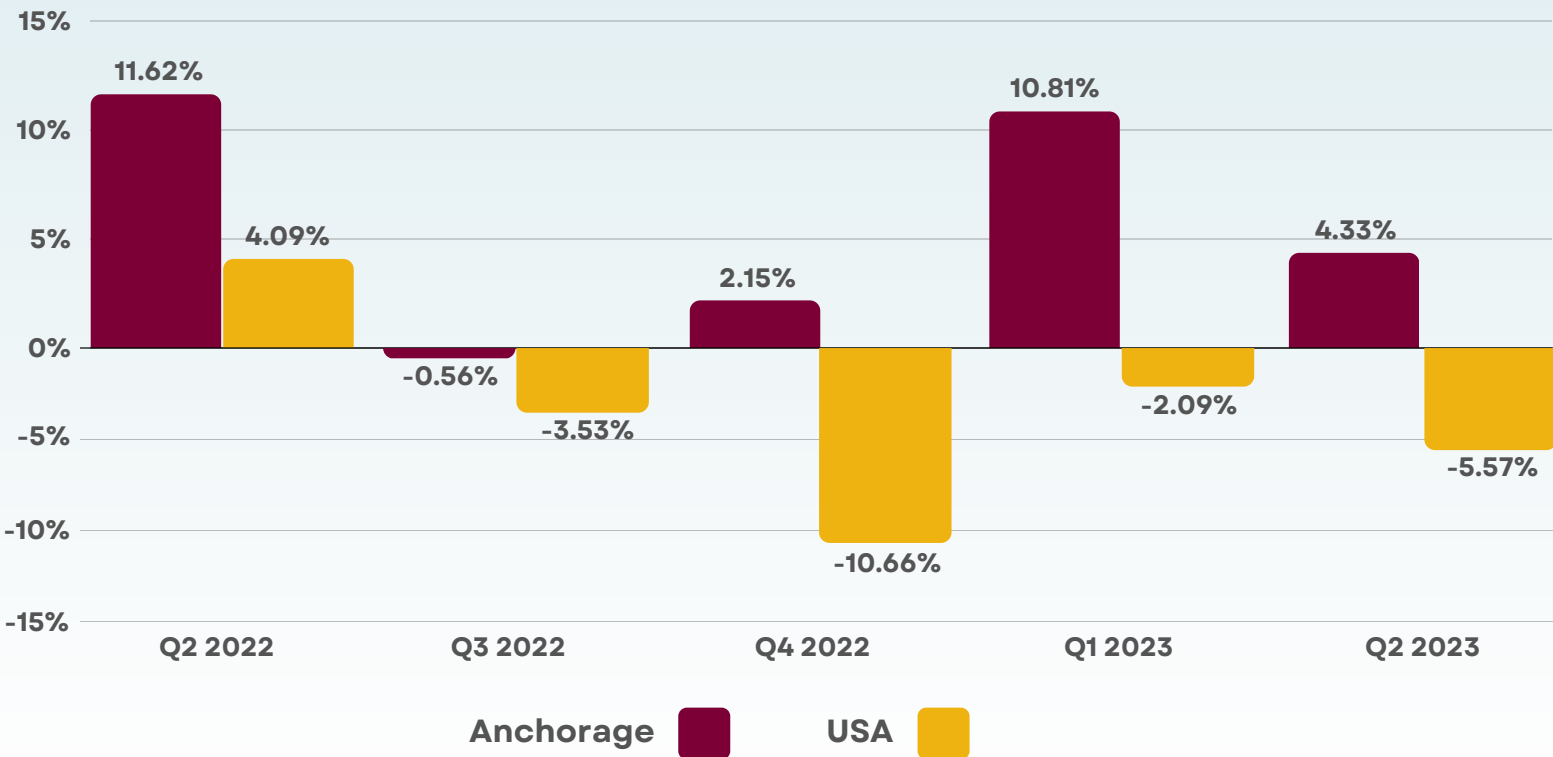
Total Jobs Posted



Unique Employers Posting Jobs



Quarterly Changes in Number of Jobs Posted



Top 10 openings by occupation

1. Registered nurses
2. Stockers and order fillers
3. Retail salespersons
4. Retail sales supervisors
5. Social service assistants
6. Secretaries and administrative
7. Medical/health service managers
8. Computer user support specialists
9. Customer service representatives
10. Maintenance and repair workers



Top 10 employers with the most openings

1. Providence
2. Anchorage School District
3. Municipality of Anchorage
4. Southcentral Foundation
5. State of Alaska
6. University of Alaska System
7. Matanuska-Susitna Borough
8. ANTHC
9. University of Alaska
10. NANA Regional Corporation, Inc.

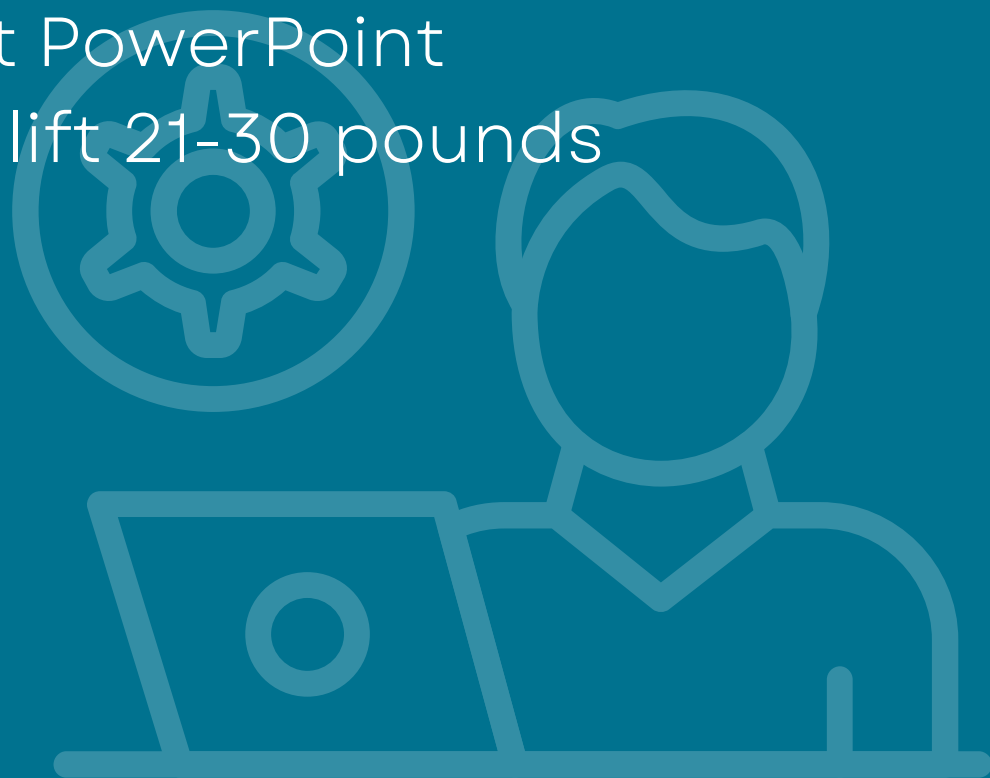


Top 10 most sought certifications

1. Basic Life Support (BLS)
2. Driver's License
3. Registered Nurse (RN)
4. Cardiopulmonary Resuscitation (CPR)
5. Advanced Cardiac Life Support (ACLS)
6. First Aid
7. Pediatric Advanced Life Support (PALS)
8. Commercial Driver's License (CDL)
9. Certified Public Accountant (CPA)
10. Certified Nursing Assistant (CNA)

Top 10 most sought hard skills

1. Microsoft Excel
2. Microsoft Office
3. Ability to lift 51-100 pounds
4. Microsoft Outlook
5. Ability to lift 41-50 pounds
6. Microsoft Word
7. English
8. Job teaching/training
9. Microsoft PowerPoint
10. Ability to lift 21-30 pounds



Top 10 most sought soft skills

1. Verbal and written communication skills
2. Cooperative/team player
3. Customer service
4. Organization
5. Self-motivated/able to work independently
6. Supervision/management
7. Detail-oriented/meticulous
8. Build and maintain interpersonal relationships
9. Problem-solving
10. Adaptability/flexibility/tolerance of change and uncertainty



Top 10 openings by job title

1. Registered nurse
2. Administrative assistant
3. Customer service representative
4. Team member
5. Delivery driver
6. Receptionist
7. Warehouse associate
8. Assistant store manager
9. Cook
10. Assistant manager



What levels of education are Anchorage employers looking for?

5,896

High school diploma or equivalent

3,332

Bachelor's degree

985

Associate's degree

624

Master's degree

159

Doctoral or professional degree



AEDC
Anchorage Economic
Development Corporation

Education programs appearing in the most job postings

1. Business
2. Computer science
3. Accounting
4. Business administration
5. Nursing
6. Engineering
7. Finance
8. Psychology
9. Social work
10. Marketing



Data Notes

Job ads data are online job posts from the Real-Time Intelligence (RTI) data set, produced by Chmura and gleaned from over 40,000 websites.

Data are updated daily and are subject to revision. Data from the last three days typically have reduced volume while incoming data are processed. Since many extraneous factors can affect volume of online job postings, time-series data can be volatile and should be used with caution.

All ad counts represent deduplicated figures. It is not always possible to conclusively identify duplicate ads with the information provided. Characteristics that impact this determination are the wording of the ads, volume of information provided, the timing of the ads, and the sites where the ads appear. Roughly two-thirds or more of ad volume is removed through this process.

Data reflect ads meeting user query specifications and include any Zip Code Tabulation Area (ZCTA) in or intersecting with the region(s) being queried.

RTI wages are extracted from job postings as given and are analyzed and converted into hourly or annual formats. When wages provided are hourly, the conversion to annual wages assumes full-time, year-long employment. When a wage is given as a range, a single wage is selected within that range based upon our analysis of the “most likely” wage given those circumstances. Displayed wages in RTI may not include commissions or overtime, depending upon how the source ads present those wages. After all analysis and cleaning, roughly 12% of all job postings provide a usable wage.

Approximately 4% of jobs are omitted from the RTI duration data due to quality reasons. For example, ads open for an inordinately long period—indicating that it is likely being left up not for one, but for multiple openings—are excluded from the duration data. These ads are also excluded from the count of “Ads Closed”.

An “active” ad refers to an online job posting that was still posted online when Chmura’s web crawler last viewed that page, which typically occurs daily or every day and a half. An ad is considered “closed” if Chmura’s web crawler no longer sees the ad listed or if the ad is specifically designated on the site as no longer being active.

We make every attempt to catch all of the significant job-posting websites across the United States, but we cannot guarantee complete, 100% coverage. If you have any questions about a particular website, please do not hesitate to ask.

Appendix A: Postings by occupation

SOC	Occupation	Median Wage	Median Wage "n"	Active Job Ads
29-1141.00	Registered Nurses	\$83,200	88	1,487
53-7065.00	Stockers and Order Fillers	\$37,440	218	938
41-2031.00	Retail Salespersons	\$33,280	137	837
41-1011.00	First-Line Supervisors of Retail Sales Workers	\$36,828	92	758
21-1093.00	Social and Human Service Assistants	\$41,600	210	716
43-6014.00	Secretaries and Administrative Assistants, Except Legal, Medical, and Executive	\$43,208	223	702
11-9111.00	Medical and Health Services Managers	\$86,270	67	493
15-1232.00	Computer User Support Specialists	\$46,800	73	470
43-4051.00	Customer Service Representatives	\$38,908	125	458
49-9071.00	Maintenance and Repair Workers, General	\$45,760	119	457
35-3023.00	Fast Food and Counter Workers	\$33,158	123	438
37-2011.00	Janitors and Cleaners, Except Maids and Housekeeping Cleaners	\$34,871	102	371
35-1012.00	First-Line Supervisors of Food Preparation and Serving Workers	\$34,014	86	370
43-1011.00	First-Line Supervisors of Office and Administrative Support Workers	\$52,166	67	344
11-3021.00	Computer and Information Systems Managers	\$100,000	21	342
41-3091.00	Sales Representatives of Services, Except Advertising, Insurance, Financial Services, and Travel	\$54,282	47	317
13-2011.00	Accountants and Auditors	\$64,376	71	306
43-6013.00	Medical Secretaries and Administrative Assistants	\$38,174	102	298
13-1199.00	Business Operations Specialists, All Other	\$59,444	31	293
53-7062.00	Laborers and Freight, Stock, and Material Movers, Hand	\$37,669	90	281
11-9041.00	Architectural and Engineering Managers	\$86,095	36	280
29-2055.00	Surgical Technologists	\$62,764	6	274
21-1014.00	Mental Health Counselors	\$59,840	42	264
13-1071.00	Human Resources Specialists	\$47,600	52	258
15-1244.00	Network and Computer Systems Administrators	\$77,101	35	250

Postings by occupation (continued)

SOC	Occupation	Median Wage	Median Wage "n"	Active Job Ads
29-2031.00	Cardiovascular Technologists and Technicians	\$41,600	6	248
43-3031.00	Bookkeeping, Accounting, and Auditing Clerks	\$46,564	84	239
33-9032.00	Security Guards	\$35,360	92	238
53-3031.00	Driver/Sales Workers	\$35,055	58	231
29-1127.00	Speech-Language Pathologists	\$95,680	17	214
43-9061.00	Office Clerks, General	\$45,537	64	202
29-1123.00	Physical Therapists	\$104,000	13	198
13-1111.00	Management Analysts	\$80,000	13	191
39-9032.00	Recreation Workers	\$38,022	78	184
41-3031.00	Securities, Commodities, and Financial Services Sales Agents	\$47,164	32	181
37-2012.00	Maids and Housekeeping Cleaners	\$33,280	43	180
49-1011.00	First-Line Supervisors of Mechanics, Installers, and Repairers	\$57,015	46	180
31-1131.00	Nursing Assistants	\$38,982	11	177
35-2014.00	Cooks, Restaurant	\$37,194	24	174
53-3032.00	Heavy and Tractor-Trailer Truck Drivers	\$52,322	33	174
11-3031.00	Financial Managers	\$73,290	36	173
29-2034.00	Radiologic Technologists and Technicians	\$93,600	9	164
29-1171.00	Nurse Practitioners	\$109,480	23	163
31-9092.00	Medical Assistants	\$40,989	39	150
49-3031.00	Bus and Truck Mechanics and Diesel Engine Specialists	\$67,907	51	149
27-3031.00	Public Relations Specialists	\$54,890	24	144
11-1021.00	General and Operations Managers	\$75,700	23	142
37-1011.00	First-Line Supervisors of Housekeeping and Janitorial Workers	\$41,600	33	142
49-3023.00	Automotive Service Technicians and Mechanics	\$51,144	37	141
15-1252.00	Software Developers	\$142,800	9	140

Appendix B: Postings by employer

Employer Name	Median Wage	Median Wage "n"	Active Job Ads
Providence	?	0	663
Anchorage School District	\$33,280	110	587
Municipality of Anchorage	\$66,679	369	489
Southcentral Foundation	\$114,642	7	343
State of Alaska	\$55,425	59	273
University of Alaska System	\$25,511	30	241
Matanuska-Susitna Borough	\$46,634	211	240
Alaska Native Tribal Health Consortium	\$64,520	37	226
The Alaska Club	\$24,960	5	208
NANA Regional Corporation, Inc	\$31,200	14	207
LOWES	\$33,000	1	175
Opti Staffing Group	\$44,965	28	131
Kendall Auto Group	\$36,400	22	128
McDonald's Corporation	\$33,280	46	108
PeopleAK	\$47,840	44	105
Alyeska Resort	\$37,440	5	104
Carlile	\$33,574	3	99
Northwest x Southern Hospitality	\$33,464	12	99
Builders FirstSource	\$37,440	1	97
Matanuska-Susitna Borough School District	\$33,530	4	97
Chugach Government Solutions	\$45,760	15	88
Providence Health & Services	?	0	82
Matanuska-Susitna Borough School District	\$33,530	4	97
Chugach Government Solutions	\$45,760	15	88
UIC Alaska	\$38,174	1	79

Postings by employer (continued)

Employer Name	Median Wage	Median Wage "n"	Active Job Ads
Lithia Motors	\$38,174	1	77
Bass Pro Shop	?	0	74
Fedex	\$37,669	19	73
First National Bank Alaska	\$45,240	22	72
circle k	?	0	70
Pacific Air Forces	\$35,146	8	69
Northern Air Cargo	\$64,480	5	68
Anchorage Neighborhood Health Center	\$42,744	23	67
Bering Straits Native Corporation	\$31,751	6	63
Veterans Health Administration	?	0	63
Millennium Lakefront Anchorage	?	0	62
Alaska USA Federal Credit Union	\$63,246	19	58
gpac	\$91,943	20	58
AMN Healthcare	?	0	69
NANA Management Services	\$68,926	3	55
Alaska Housing Finance Corporation	\$54,969	3	52
Arctic Slope Regional Corporation	?	0	52
AutoZone	?	0	52
University Health Services	?	0	52
O'Reilly Auto Parts	?	0	51
Boys & Girls Clubs Alaska	\$43,680	19	50
SYSCO	?	0	50
Alaska Behavioral Health	\$39,998	6	49
Alaska Regional Hospital	?	0	49
usagov	\$69,107	1	49

Appendix C: Postings by certification

Certificate Name	Median Wage	Median Wage "n"	Active Job Ads
Basic Life Support (BLS)	\$78,720	61	1,017
Driver's License	\$41,600	306	787
Registered Nurse (RN)	\$83,200	58	650
Certification in Cardiopulmonary Resuscitation (CPR)	\$41,436	189	482
Advanced Cardiac Life Support Certification (ACLS)	\$83,200	22	345
First Aid Certification	\$35,360	141	288
Pediatric Advanced Life Support (PALS)	\$114,400	13	176
Commercial Driver's License (CDL)	\$51,688	40	165
Certified Public Accountant (CPA)	\$69,992	30	126
Certified Nursing Assistant (CNA)	\$37,440	17	106
Secret Clearance	\$73,580	11	100
Project Management Professional (PMP)	\$91,939	12	94
Licensed Practical Nurse (LPN)	\$46,648	22	93
Neonatal Resuscitation Program (NRP)	\$107,474	7	83
Advanced Trauma Life Support (ATLS)	\$122,675	6	70
Licensed Professional Counselor (LPC)	\$91,960	9	69
Licensed Clinical Social Worker (LCSW)	\$91,960	9	66
ServSafe Food Protection Manager Certification	\$37,440	8	62
The American Registry of Radiologic Technologists (ARRT) Certification	\$83,200	7	60
Emergency Medical Technician (EMT)	\$39,031	22	59
Licensed Professional Engineer	\$82,168	11	56
Medical Assistant Certification (MA)	\$38,918	24	55
Class A Commercial Driver's License (CDL-A)	\$52,123	11	49
Forklift Certified	\$41,767	10	46
Transportation Worker Identification Credential (TWIC)	\$44,231	8	44

Postings by certification (continued)

Certificate Name	Median Wage	Median Wage "n"	Active Job Ads
Certified Six Sigma Yellow Belt	?	0	42
Cisco Certified Network Associate (CCNA)	?	0	42
HAZMAT	\$51,690	4	41
Engineer in Training (EIT)	\$83,181	14	39
Professional in Human Resources (PHR)	\$56,160	7	39
Certified Management Accountant (CMA)	\$69,992	23	37
Certified Professional Coder (CPC)	\$43,627	26	37
Child Development Associate (CDA)	\$36,078	22	35
Certified IT Consultant (CITC)	\$45,614	17	34
Medical Technologist (MT)	?	0	34
Certified Information Systems Security Professional (CISSP)	\$121,675	3	32
Trauma Nursing Core Course (TNCC)	?	0	32
Registered Health Information Administrator (RHIA)	\$53,830	12	31
Cisco Certified Network Professional (CCNP)	\$121,675	5	28
Basic Cardiac Life Support Certification (BCLS Certification)	\$46,861	1	25
Emergency Nursing Pediatric Course (ENPC)	?	0	25
Certification in Pathology: Neuropathology (NP)	\$143,520	4	23
Society for Human Resource Management Certified Professional (SHRM-CP)	\$67,100	5	23
Certified Coding Specialist (CCS)	\$53,830	9	22
Registered Health Information Technician (RHIT)	\$53,830	12	22
Certified Surgical Technologist (CST)	?	0	21
Critical Care Registered Nurse (CCRN)	?	0	21
Medical Laboratory Technician (MLT)	\$45,760	1	21
Registered Respiratory Therapist (RRT)	\$68,432	1	21
Occupational Therapist Registered (OTR)	\$93,600	5	19

Appendix D: Postings by hard skill

Skill Name	Median Wage	Median Wage "n"	Active Job Ads
Microsoft Excel	\$46,760	474	2,484
Microsoft Office	\$47,522	465	2,316
Ability to Lift 51-100 lbs.	\$39,187	256	1,262
Microsoft Outlook	\$46,492	266	1,228
Ability to Lift 41-50 lbs.	\$37,440	355	1,092
Microsoft Word	\$45,760	223	1,049
English	\$35,360	224	981
Teaching/Training, Job	\$62,779	190	868
Microsoft PowerPoint	\$49,920	117	827
Ability to Lift 21-30 lbs.	\$41,600	101	770
Cash Handling (Cashier)	\$33,800	147	682
Mathematics	\$48,282	113	577
Personal Computers (PC)	\$47,840	104	540
Teaching/Training, School	\$32,885	92	526
Merchandising	\$31,533	59	521
Sales	\$38,297	124	517
Word Processing	\$38,174	156	508
Retail Sales	\$37,440	63	482
Keyboarding/Typing	\$41,600	73	474
Finance	\$64,480	115	431
Presentation	\$52,000	47	417
Forklifts	\$38,480	96	372
Agile	\$91,159	30	357
Plumbing	\$45,638	92	340
Customer Relationship Management (CRM)	\$49,920	57	313

Postings by hard skill (continued)

Skill Name	Median Wage	Median Wage "n"	Active Job Ads
Data Analysis	\$55,294	38	294
Structured Query Language (SQL)	\$77,101	35	287
Nursing	\$69,680	24	286
Hospitality	\$33,280	61	285
Food Preparation	\$33,280	54	278
Google	\$42,594	32	274
Cash Registers	\$31,934	56	271
Telecommunications	\$64,162	20	269
Ability to Lift 31-40 lbs.	\$39,520	96	258
Epic Systems	\$109,160	9	258
Medical Terminology	\$41,845	71	249
Computer Programming/Coding	\$74,122	26	247
Microsoft Azure	\$109,100	9	244
Accounting	\$56,160	79	242
Autodesk AutoCAD	\$76,141	35	237
Marketing	\$45,000	33	235
Change Management	\$88,117	17	234
Using Ladders	\$34,401	30	227
Bilingual	\$40,679	56	224
Purchasing	\$44,533	63	215
Microsoft SharePoint	\$57,120	32	214
Food Service	\$33,280	59	212
Auditing	\$65,517	38	210
Performance Management	\$74,469	26	209
HVAC Systems	\$58,240	65	208

Appendix E: Postings by soft skill

Skill Name	Median Wage	Median Wage "n"	Active Job Ads
Communication (Verbal and written skills)	\$42,727	2,387	11,772
Cooperative/Team Player	\$44,563	1,293	6,738
Customer Service	\$39,933	1,767	6,255
Organization	\$47,015	1,239	3,992
Self-Motivated/Ability to Work Independently/Self Leadership	\$42,681	878	3,358
Supervision/Management	\$50,517	590	3,025
Detail Oriented/Meticulous	\$41,600	758	2,986
Interpersonal Relationships/Maintain Relationships	\$45,648	509	2,770
Problem Solving	\$45,780	545	2,668
Adaptability/Flexibility/Tolerance of Change and Uncertainty	\$41,600	502	2,304
Ability to Work in a Fast Paced Environment	\$37,440	542	2,120
Prioritize	\$43,436	354	1,850
Good Judgment	\$51,563	340	1,613
Analytical	\$65,000	253	1,573
Confidentiality/Information Sensitivity	\$41,600	367	1,542
Punctual	\$39,806	338	1,435
Work Ethic/Hard Working	\$37,440	433	1,411
Project Management	\$76,246	236	1,373
Time Management/Time Utilization	\$42,334	323	1,373
Listening	\$40,679	243	1,353
Multi-Task	\$39,572	342	1,268
Initiative	\$45,000	231	1,208
Leadership	\$50,261	168	1,171
Coachable/Willingness to Learn	\$37,955	301	1,036
Negotiation	\$71,459	128	982

Postings by soft skill (continued)

Skill Name	Median Wage	Median Wage "n"	Active Job Ads
Clerical	\$40,503	251	923
Optimism/Positive Attitude	\$36,094	224	863
Enthusiastic/Energetic	\$39,933	156	842
Decision Making/Decisiveness	\$52,000	125	754
Critical Thinking	\$50,482	87	724
Coaching/Mentoring	\$49,216	96	679
Dispute Resolution/Conflict Resolution/Diplomacy/Problem Resolution	\$46,800	121	636
Customer Focused	\$46,717	214	573
Reasoning	\$50,960	93	479
Self Confidence	\$33,770	192	479
Grammar	\$43,680	81	392
Quick Learner	\$41,725	43	349
Manual Dexterity	\$41,172	78	334
Troubleshooting	\$54,080	45	321
Common Sense	\$37,440	30	298
Efficiency	\$39,582	70	256
Telephone Etiquette	\$36,461	75	226
Motivational	\$46,845	44	218
Professional Networking	\$56,680	30	211
Competitiveness	\$34,504	80	203
Interviewing	\$62,712	50	198
Goal Oriented	\$59,573	38	197
Stress Management	\$41,600	27	187
Persistence/Perseverance/Resilience	\$49,920	32	172
People Skills	\$37,440	60	166

Appendix F: Postings by job title

Job Title	Median Wage	Median Wage "n"	Active Job Ads
Registered Nurse	\$92,113	8	105
ADMINISTRATIVE ASSISTANT	\$43,068	43	86
Registered Nurse (RN)	\$83,200	3	68
Customer Service Representative	\$38,174	21	65
Team Member	\$28,141	14	57
Delivery Driver	\$35,055	28	53
Receptionist	\$37,440	13	48
Warehouse Associate	\$38,174	19	46
Assistant Store Manager	\$35,360	1	43
Cook	\$37,986	8	42
Assistant Manager	\$31,934	16	39
Elementary School Teacher	?	0	38
Cashier	\$34,748	3	35
Bartender	\$24,773	7	34
Medical Assistant	\$42,641	12	33
Sales Representative	\$47,228	7	33
Dishwasher	\$29,487	7	31
Physical Therapist	\$103,470	4	31
Retail Sales Associate	\$29,487	14	31
caregiver	\$34,626	12	30
Laborer	\$34,670	13	29
Sales Associate	\$31,200	7	29
Crew Member	\$30,099	2	26
Dental Assistant	\$45,271	13	26
Project Manager	\$75,300	4	26

Postings by job title (continued)

Job Title	Median Wage	Median Wage "n"	Active Job Ads
Operations Manager	\$50,000	1	25
Server	\$22,568	3	25
Surgical Tech	\$120,640	2	24
Case Manager	\$41,600	7	23
Housekeeper	\$30,160	7	23
Maintenance Technician	\$41,906	10	23
GC Retail Operations Manager Store 261	?	0	22
Lube Technician	\$37,930	5	22
Special Education Teacher (Resource)	?	0	22
Speech Language Pathologist	\$88,421	7	22
Customer Service Associate	?	0	21
Delivery Specialist	?	0	21
Barista	\$27,332	12	20
General Manager	\$53,080	6	20
Medical Office Representative	?	0	20
Assistant General Manager	\$58,280	3	19
Driver	\$42,029	6	19
Pharmacy Technician	\$44,720	3	19
Security Officer	\$44,159	6	19
Line Cook	\$34,748	3	18
Project Coordinator	\$45,760	3	18
School Cafeteria Assistant	\$33,280	13	18
Shift Lead	\$31,179	3	18
Endoscopy Technician (State of Alaska) - PRN	?	0	17
Human Resources Generalist	\$59,280	4	17

Appendix G: Postings by education level

Minimum Education Level	Median Wage	Median Wage "n"	Active Job Ads
High school diploma or equivalent	\$41,581	1,805	5,884
Bachelor's degree	\$66,566	529	3,331
Associate's degree	\$52,187	207	985
Master's degree	\$79,836	109	625
Doctoral or professional degree	\$93,440	40	159
Unspecified/other	\$39,502	2,892	18,141


Appendix H: Postings by education program

Program Name	Median Wage	Median Wage "n"	Active Job Ads
Business	\$57,800	101	580
Computer Science	\$78,416	79	540
Accounting	\$66,706	179	510
Business Administration	\$73,507	195	505
Nursing	\$80,000	51	492
Engineering	\$81,240	77	437
Finance	\$74,620	103	308
Psychology	\$51,647	62	286
Social Work	\$54,937	67	280
Marketing	\$71,120	17	165
Economics	\$77,759	56	150
Information Technology	\$58,240	13	146
Communications	\$58,433	32	144
Civil Engineering	\$86,172	32	128
Human Services	\$44,990	55	119
Mathematics	\$85,122	12	114
Electrical Engineering	\$90,889	20	109
Counseling	\$52,532	22	96
Human Resources	\$64,951	25	96
Public Administration	\$77,759	50	92
Education	\$41,600	33	91
Biology	\$79,295	18	82
Science	\$81,164	17	81
Speech-Language Pathology	\$88,421	11	76
Construction Management	\$88,522	16	72

Postings by education program (continued)

Program Name	Median Wage	Median Wage "n"	Active Job Ads
Statistics	\$56,141	15	72
Technical	\$90,598	3	72
Mechanical Engineering	\$88,400	13	71
Information Systems	\$98,000	7	64
Public Health	\$59,066	15	60
Technology	\$60,240	6	57
Environmental Science	\$72,800	7	56
Management Information Systems	\$67,944	8	56
Physical Therapy	\$106,080	5	54
Chemistry	\$92,393	10	53
Law	\$81,510	6	53
Computer Information Systems	\$69,992	39	52
Health	\$51,589	14	50
Logistics	\$55,000	19	50
Social Science	\$50,003	15	50
Journalism	\$59,066	9	48
Healthcare	\$63,972	8	47
Geology	\$72,800	2	46
Pharmacy	\$149,760	4	46
Political Science	\$64,951	15	44
Public Relations	\$64,951	7	43
Healthcare Administration	\$64,834	10	40
Sociology	\$48,506	16	40
Occupational Therapy	\$110,000	3	38
Social Service	\$46,010	17	35

Thank You To Our Diamond Investors



AEDC
Anchorage Economic
Development Corporation

510 L Street Suite 603, Anchorage, AK 99501

907-258-3700 - www.aedcweb.com

development@aedcweb.com