

Real-Time Jobs Intelligence Report Q3 2023



Sponsored by



Produced by



Introduction

The data from the Real-Time Jobs Intelligence Report comes from Jobs EQ, a service that provides access to labor market data down to the zip code. This report is a snapshot of the Anchorage job market in the third quarter of 2023.

In this report, readers will find information on the types of jobs, education levels, certifications and hard and soft skills that are most sought-after in Anchorage.

This information helps to inform important business decisions, from tech schools using hard data to determine which certification programs are most crucial, businesses using ad duration periods to identify which jobs are easiest to fill, to prospective employees deciding top certificates in which to invest their time and resources.

The appendices supplement this at-a-glance report by extending the top 10 lists to the top 50 and including an estimate of median wages.

This report and all data herein were produced by JobsEQ®, a product of Chmura Economics & Analytics. The information contained herein was obtained from sources we believe to be reliable. However, we cannot guarantee its accuracy and completeness.

Total Online Job Postings

(Total reflects postings active between 7/1/23 and 9/30/23)

27,380

That's **11%** more postings than in Q3 2022

Representing:

16,530 Job Titles

4,951 Employers

Up **9%** from last year

679 Occupations

403 Certifications

Online Job Postings

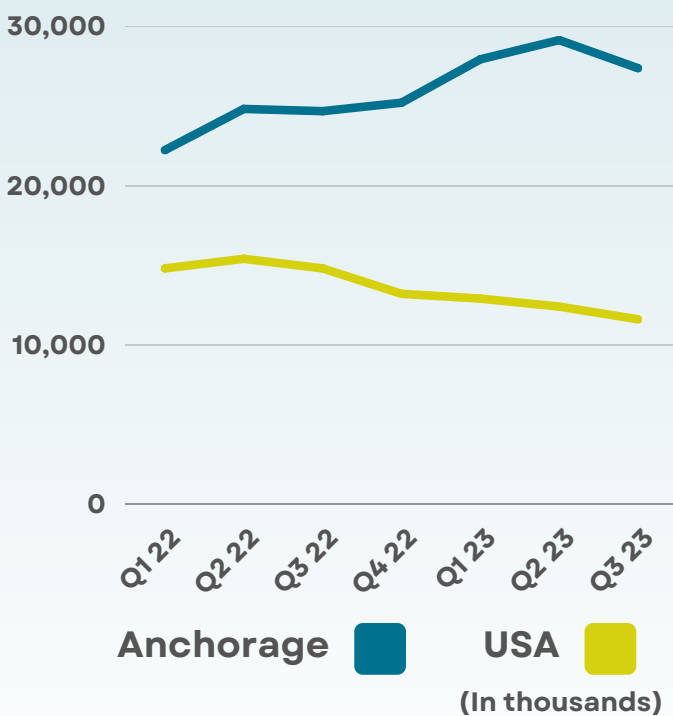
Anchorage vs. Nationwide

Job postings can serve as a leading indicator for job growth or losses. When employment in an industry or community is growing, we expect to see the number of jobs posted going up in the weeks and months leading up to the growth. Conversely, we expect that before laying off workers, employers will slow or stop posting ads to hire new ones.

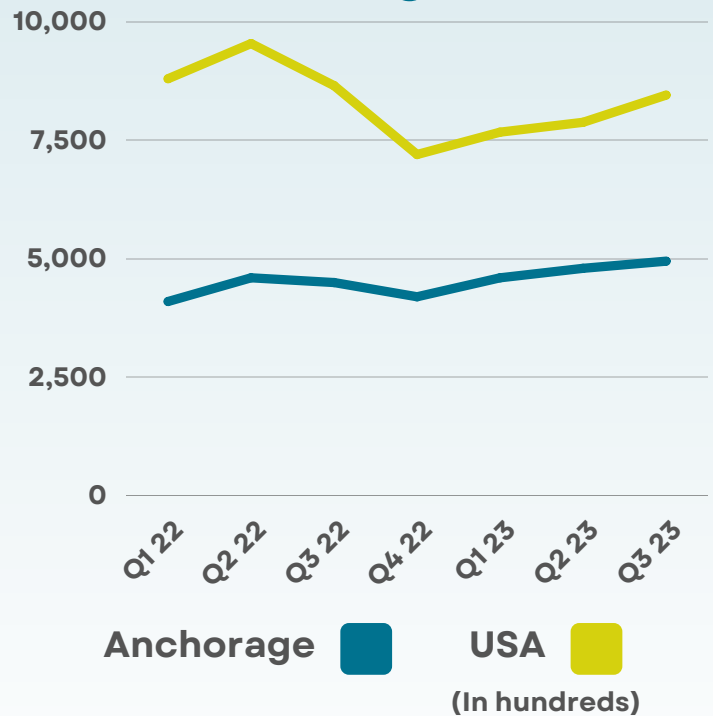
Looking at trends in Anchorage jobs postings, and comparing those to national trends, we see that the number of jobs posted in Anchorage has grown by approximately 20% since the first quarter of 2022, while the number of jobs posted across the United States has declined by approximately 30% over the same period.

Though less pronounced, the number of unique employers posting jobs in Anchorage has grown slightly since early 2022, while the same figure has declined slightly at the national level.

Total Jobs Posted



Unique Employers Posting Jobs



Top 10 openings by occupation

1. Registered nurses
2. Stockers and order fillers
3. Retail salespersons
4. Retail sales supervisors
5. Social service assistants
6. Secretaries and administrative
7. Customer service representatives
8. Medical/health service managers
9. Fast food workers
10. Maintenance and repair workers



Top 10 employers with the most openings

1. Providence
2. Municipality of Anchorage
3. Anchorage School District
4. ANTHC
5. Southcentral Foundation
6. University of Alaska
7. State of Alaska
8. NANA Regional Corporation, Inc.
9. Matanuska-Susitna Borough
10. The Alaska Club



Top 10 most sought certifications

1. Basic Life Support (BLS)
2. Driver's License
3. Registered Nurse (RN)
4. Cardiopulmonary Resuscitation (CPR)
5. Advanced Cardiac Life Support (ACLS)
6. First Aid
7. Commercial Driver's License (CDL)
8. Pediatric Advanced Life Support (PALS)
9. Certified Public Accountant (CPA)
10. Secret Clearance

Other high demand certifications:

Project Management Professional (PMP)

Licensed Practical Nurse (LPN)

Neonatal Resuscitation Program (NRP)

Licensed Professional Counselor (LPC)

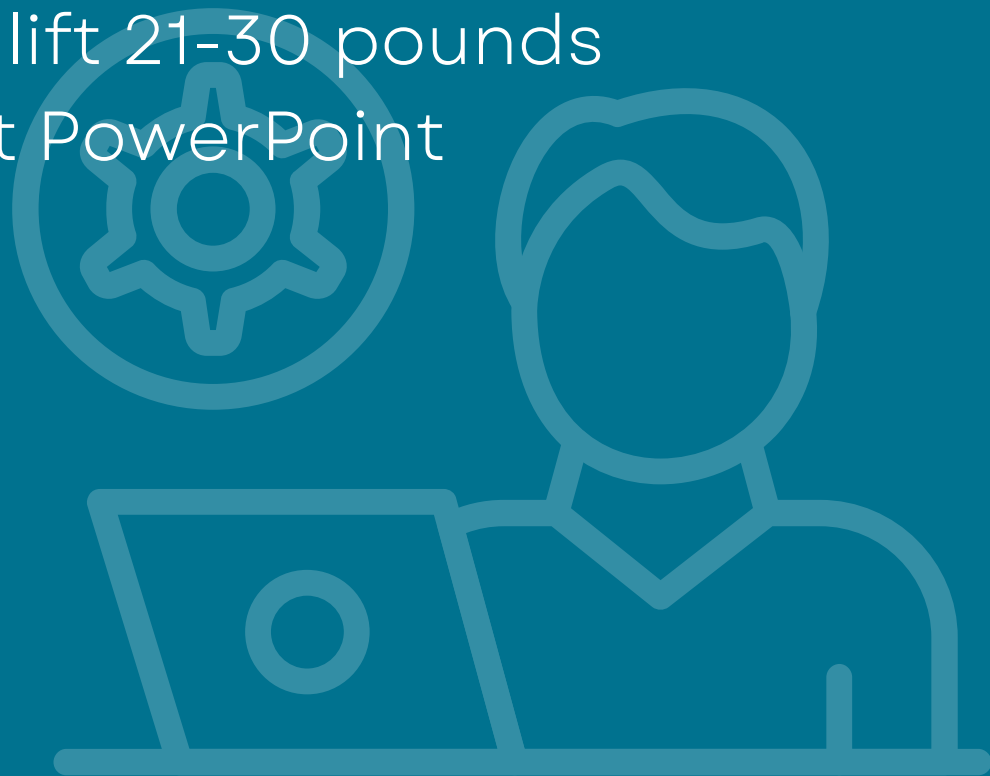
Licensed Clinical Social Worker (LCSW)



AEDDC
Anchorage Economic
Development Corporation

Top 10 most sought hard skills

1. Microsoft Excel
2. Microsoft Office
3. Ability to lift 51-100 pounds
4. Microsoft Outlook
5. Ability to lift 41-50 pounds
6. Microsoft Word
7. English
8. Job teaching/training
9. Ability to lift 21-30 pounds
10. Microsoft PowerPoint



Top 10 most sought soft skills

1. Verbal and written communication skills
2. Cooperative/team player
3. Customer service
4. Organization
5. Self-motivated/able to work independently
6. Detail-oriented/meticulous
7. Supervision/management
8. Problem-solving
9. Build and maintain interpersonal relationships
10. Adaptability/flexibility/tolerance of change and uncertainty



Top 10 openings by job title

1. Registered nurse (RN)
2. Administrative assistant
3. Delivery driver
4. Warehouse associate
5. Physical Therapist
6. General Manager
7. Customer service representative
8. Team member
9. Cashier
10. Medical Assistant



What levels of education are Anchorage employers looking for?

5,680

High school diploma or equivalent

2,942

Bachelor's degree

827

Associate's degree

572

Master's degree

157

Doctoral or professional degree



AEDC
Anchorage Economic
Development Corporation

Education programs appearing in the most job postings

1. Business administration
2. Accounting
3. Nursing
4. Business
5. Computer science
6. Engineering
7. Finance
8. Social work
9. Psychology
10. Communications

Other programs sought in 100+ job postings:

Economics, Marketing, Human Services, Civil Engineering, Education, Information Technology, Public Administration

Data Notes

Job ads data are online job posts from the Real-Time Intelligence (RTI) data set, produced by Chmura and gleaned from over 40,000 websites.

Data are updated daily and are subject to revision. Data from the last three days typically have reduced volume while incoming data are processed. Since many extraneous factors can affect volume of online job postings, time-series data can be volatile and should be used with caution.

All ad counts represent deduplicated figures. It is not always possible to conclusively identify duplicate ads with the information provided. Characteristics that impact this determination are the wording of the ads, volume of information provided, the timing of the ads, and the sites where the ads appear. Roughly two-thirds or more of ad volume is removed through this process.

Data reflect ads meeting user query specifications and include any Zip Code Tabulation Area (ZCTA) in or intersecting with the region(s) being queried.

RTI wages are extracted from job postings as given and are analyzed and converted into hourly or annual formats. When wages provided are hourly, the conversion to annual wages assumes full-time, year-long employment. When a wage is given as a range, a single wage is selected within that range based upon our analysis of the “most likely” wage given those circumstances. Displayed wages in RTI may not include commissions or overtime, depending upon how the source ads present those wages. After all analysis and cleaning, roughly 12% of all job postings provide a usable wage.

Approximately 4% of jobs are omitted from the RTI duration data due to quality reasons. For example, ads open for an inordinately long period—indicating that it is likely being left up not for one, but for multiple openings—are excluded from the duration data. These ads are also excluded from the count of “Ads Closed”.

An “active” ad refers to an online job posting that was still posted online when Chmura’s web crawler last viewed that page, which typically occurs daily or every day and a half. An ad is considered “closed” if Chmura’s web crawler no longer sees the ad listed or if the ad is specifically designated on the site as no longer being active.

We make every attempt to catch all of the significant job-posting websites across the United States, but we cannot guarantee complete, 100% coverage. If you have any questions about a particular website, please do not hesitate to ask.

Appendix A: Postings by occupation

SOC	Occupation	Median Wage	Median Wage "n"	Active Job Ads
29-1141.00	Registered Nurses	\$83,200	100	1,364
53-7065.00	Stockers and Order Fillers	\$36,500	224	911
41-2031.00	Retail Salespersons	\$32,800	148	850
41-1011.00	First-Line Supervisors of Retail Sales Workers	\$38,200	83	695
21-1093.00	Social and Human Service Assistants	\$43,700	235	671
43-6014.00	Secretaries and Administrative Assistants, Except Legal, Medical, and Executive	\$43,400	250	661
43-4051.00	Customer Service Representatives	\$37,400	131	514
11-9111.00	Medical and Health Services Managers	\$76,500	72	497
35-3023.00	Fast Food and Counter Workers	\$33,300	140	482
49-9071.00	Maintenance and Repair Workers, General	\$44,800	142	445
15-1232.00	Computer User Support Specialists	\$45,800	86	413
43-1011.00	First-Line Supervisors of Office and Administrative Support Workers	\$53,800	97	385
37-2011.00	Janitors and Cleaners, Except Maids and Housekeeping Cleaners	\$35,400	107	362
35-1012.00	First-Line Supervisors of Food Preparation and Serving Workers	\$34,600	100	346
43-6013.00	Medical Secretaries and Administrative Assistants	\$38,200	148	326
13-2011.00	Accountants and Auditors	\$64,500	70	294
53-7062.00	Laborers and Freight, Stock, and Material Movers, Hand	\$37,700	127	294
11-3021.00	Computer and Information Systems Managers	\$83,900	18	293
41-3091.00	Sales Representatives of Services, Except Advertising, Insurance, Financial Services, and Travel	\$54,400	58	292
21-1014.00	Mental Health Counselors	\$64,400	51	255
11-9041.00	Architectural and Engineering Managers	\$86,100	48	254
29-2031.00	Cardiovascular Technologists and Technicians	\$41,600	8	254
13-1199.00	Business Operations Specialists, All Other	\$52,100	47	251
29-2055.00	Surgical Technologists	\$67,400	8	243

Postings by occupation (continued)

SOC	Occupation	Median Wage	Median Wage "n"	Active Job Ads
53-3031.00	Driver/Sales Workers	\$34,900	69	231
13-1071.00	Human Resources Specialists	\$47,600	58	226
43-3031.00	Bookkeeping, Accounting, and Auditing Clerks	\$45,900	85	218
29-1127.00	Speech-Language Pathologists	\$88,400	22	215
15-1244.00	Network and Computer Systems Administrators	\$76,400	33	211
33-9032.00	Security Guards	\$37,400	78	207
29-1123.00	Physical Therapists	\$104,000	19	198
41-3031.00	Securities, Commodities, and Financial Services Sales Agents	\$47,800	42	176
37-2012.00	Maids and Housekeeping Cleaners	\$33,500	49	174
39-9032.00	Recreation Workers	\$40,400	88	168
53-3032.00	Heavy and Tractor-Trailer Truck Drivers	\$49,300	50	167
43-9061.00	Office Clerks, General	\$46,300	67	165
49-1011.00	First-Line Supervisors of Mechanics, Installers, and Repairers	\$58,900	50	162
35-2014.00	Cooks, Restaurant	\$35,900	22	157
29-2061.00	Licensed Practical and Licensed Vocational Nurses	\$53,500	21	154
35-2021.00	Food Preparation Workers	\$33,300	46	151
41-2011.00	Cashiers	\$31,200	25	142
31-9092.00	Medical Assistants	\$42,300	54	141
31-2011.00	Occupational Therapy Assistants	\$66,200	11	139
29-1223.00	Psychiatrists	\$254,000	2	137
31-1131.00	Nursing Assistants	\$39,000	9	137
11-3031.00	Financial Managers	\$74,800	28	133
29-2034.00	Radiologic Technologists and Technicians	\$71,400	5	132
13-1111.00	Management Analysts	\$65,000	7	131
31-1122.00	Personal Care Aides	\$34,900	65	130

Appendix B: Postings by employer

Employer Name	Median Wage	Median Wage "n"	Active Job Ads
Providence St. Joseph Health	n/a	0	820
Municipality of Anchorage	\$64,500	427	530
Anchorage School District	\$33,300	82	459
Alaska Native Tribal Health Consortium	\$64,500	65	302
Southcentral Foundation	\$64,100	7	300
University of Alaska	\$31,100	51	276
State of Alaska	\$53,300	85	257
NANA Regional Corporation, Inc	\$39,500	30	251
Matanuska-Susitna Borough	\$46,600	217	247
The Alaska Club	\$25,700	5	157
Mediabistro com Inc	\$43,400	3	152
GCI Communication	n/a	0	142
LOWES	\$36,700	1	131
Fedex	\$37,700	75	128
Alyeska Resort	\$37,400	3	125
McDonald's Corporation	\$33,300	28	121
Kendall Auto Group	\$37,400	22	118
PeopleAK	\$45,800	52	105
Opti Staffing Group	\$54,000	14	103
Lowe's Companies, Inc.	n/a	0	100
Albertsons Companies	\$38,000	5	98
Alegiant Healthcare Staffing	n/a	0	96
Lithia Motors	\$38,200	5	96

Postings by employer (continued)

Employer Name	Median Wage	Median Wage "n"	Active Job Ads
Builders FirstSource	\$37,400	1	92
University of Alaska System	\$25,000	14	89
Chugach Government Solutions	\$46,900	34	88
Matanuska-Susitna Borough School District	\$39,900	6	87
Northwest x Southern Hospitality	\$31,900	15	87
HCA Healthcare, Inc.	\$93,600	1	86
OneStaff Medical	n/a	0	82
Bass Pro Shop	n/a	0	81
Procare Therapy	\$62,400	10	76
All Medical Personnel	n/a	0	75
circle k	n/a	0	72
Alaska Teacher Placement	\$33,600	13	70
Fred Meyer Stores, Inc.	\$33,800	17	68
Alaska Behavioral Health	\$40,000	17	67
Mcdonald's	\$33,300	33	67
University Health Services	n/a	0	67
gpac	\$85,600	11	67
Carlile	\$33,600	1	64
Target	n/a	0	64
Millennium Lakefront Anchorage	n/a	0	63
Bering Straits Native Corporation	\$42,000	6	61
H&R BLOCK	\$130,000	1	61
K12JobSpot	\$28,500	4	61
Arctic Slope Regional Corporation	\$102,100	2	60
Veterans Health Administration	n/a	0	60

Appendix C: Postings by certification

Certificate Name	Median Wage	Median Wage "n"	Active Job Ads
Basic Life Support (BLS)	\$83,200	85	933
Driver's License	\$41,100	414	844
Registered Nurse (RN)	\$83,200	73	619
Certification in Cardiopulmonary Resuscitation (CPR)	\$41,600	193	473
Advanced Cardiac Life Support Certification (ACLS)	\$83,300	29	342
First Aid Certification	\$37,400	136	292
Commercial Driver's License (CDL)	\$60,800	49	178
Pediatric Advanced Life Support (PALS)	\$92,400	11	155
Certified Public Accountant (CPA)	\$70,400	38	105
Secret Clearance	\$72,500	15	94
Project Management Professional (PMP)	\$91,400	12	91
Licensed Practical Nurse (LPN)	\$62,100	27	87
Neonatal Resuscitation Program (NRP)	\$83,700	8	87
Licensed Professional Counselor (LPC)	\$82,100	11	74
Licensed Clinical Social Worker (LCSW)	\$82,100	11	72
ServSafe Food Protection Manager Certification	\$37,400	12	67
Advanced Trauma Life Support (ATLS)	\$122,700	5	64
Certified Nursing Assistant (CNA)	\$38,200	12	63
The American Registry of Radiologic Technologists (ARRT) Certification	\$83,200	8	63
Certified Six Sigma Yellow Belt	n/a	0	52
Emergency Medical Technician (EMT)	\$42,800	18	46
Certified IT Consultant (CITC)	\$45,600	25	45
Licensed Professional Engineer	\$92,900	12	45
Child Development Associate (CDA)	\$33,200	34	44
Medical Assistant Certification (MA)	\$39,300	21	42
Forklift Certified	\$42,300	8	38
Engineer in Training (EIT)	\$83,100	15	37
Certified Professional Coder (CPC)	\$44,500	22	36
Professional in Human Resources (PHR)	\$63,200	6	36

Postings by certification (continued)

Certificate Name	Median Wage	Median Wage "n"	Active Job Ads
Trauma Nursing Core Course (TNCC)	\$84,000	1	35
Certified Management Accountant (CMA)	\$70,000	24	32
Class A Commercial Driver's License (CDL-A)	\$57,400	10	29
HAZMAT	\$42,900	3	29
Certified Information Systems Security Professional (CISSP)	\$103,000	2	26
National Phlebotomy Association Certified Phlebotomist	\$23,100	1	25
Society for Human Resource Management Certified Professional (SHRM-CP)	\$45,600	5	24
Certified Coding Specialist (CCS)	\$52,100	9	23
Occupational Therapist Registered (OTR)	\$89,800	2	23
Registered Health Information Administrator (RHIA)	\$52,100	10	23
Emergency Nursing Pediatric Course (ENPC)	n/a	0	22
Registered Health Information Technician (RHIT)	\$52,100	10	22
Certified Surgical Technologist (CST)	n/a	0	19
Cisco Certified Network Associate (CCNA)	\$41,600	1	19
Medical Technologist (MT)	n/a	0	19
Certified Emergency Nurse (CEN)	\$103,100	4	18
Class B Commercial Driver's License (CDL-B)	\$66,000	12	18
Critical Care Registered Nurse (CCRN)	\$104,800	2	18
Certification in Pathology: Neuropathology (NP)	\$137,700	4	17
Certified Internal Auditor (CIA)	\$76,100	8	17
Senior Professional in Human Resources (SPHR)	\$80,700	3	17

Appendix D: Postings by hard skill

Skill Name	Median Wage	Median Wage "n"	Active Job Ads
Microsoft Excel	\$47,100	543	2,187
Microsoft Office	\$46,800	555	2,104
Ability to Lift 51-100 lbs.	\$40,000	251	1,109
Microsoft Outlook	\$46,500	312	1,089
Ability to Lift 41-50 lbs.	\$37,800	428	1,038
Microsoft Word	\$45,800	257	936
English	\$36,300	214	876
Teaching/Training, Job	\$63,200	183	766
Ability to Lift 21-30 lbs.	\$41,600	95	695
Microsoft PowerPoint	\$52,000	134	693
Cash Handling (Cashier)	\$33,400	176	684
Merchandising	\$35,400	77	543
Mathematics	\$49,200	114	509
Word Processing	\$41,600	143	509
Personal Computers (PC)	\$48,900	155	494
Teaching/Training, School	\$39,500	98	490
Sales	\$41,600	116	474
Keyboarding/Typing	\$41,600	93	470
Retail Sales	\$35,400	92	451
Finance	\$62,000	108	376
Plumbing	\$46,400	98	338
Presentation	\$57,800	53	338
Forklifts	\$38,200	98	321
Nursing	\$75,600	39	305
Agile	\$85,100	31	276

Postings by hard skill (continued)

Skill Name	Median Wage	Median Wage "n"	Active Job Ads
Customer Relationship Management (CRM)	\$44,200	44	270
Food Preparation	\$34,000	75	259
Telecommunications	\$56,200	23	259
Data Analysis	\$55,100	48	246
Hospitality	\$32,300	61	245
Structured Query Language (SQL)	\$80,200	30	243
Cash Registers	\$31,900	45	238
Ability to Lift 31-40 lbs.	\$36,400	88	234
Event Planning	\$50,300	33	232
Accounting	\$53,500	80	230
Medical Terminology	\$45,000	100	223
Using Ladders	\$45,800	34	222
Marketing	\$42,700	35	219
Google	\$42,400	37	211
Change Management	\$88,200	18	210
Food Service	\$33,300	76	203
Purchasing	\$46,600	67	201
Working With Children	\$34,900	87	201
Computer Programming/Coding	\$76,100	26	197
Ability to Lift 11-20 lbs.	\$43,100	53	193
Bilingual	\$40,800	59	193
Statistics	\$69,500	15	192
HVAC Systems	\$52,000	65	190
Autodesk AutoCAD	\$79,100	34	184
Microsoft SharePoint	\$56,000	37	182

Appendix E: Postings by soft skill

Skill Name	Median Wage	Median Wage "n"	Active Job Ads
Communication (Verbal and written skills)	\$43,900	2,857	11,066
Cooperative/Team Player	\$45,800	1,468	6,454
Customer Service	\$41,600	1,963	6,111
Organization	\$46,000	1,471	3,950
Self-Motivated/Ability to Work Independently/Self Leadership	\$43,200	994	3,082
Detail Oriented/Meticulous	\$41,600	913	2,867
Supervision/Management	\$53,700	665	2,763
Problem Solving	\$47,000	686	2,554
Interpersonal Relationships/Maintain Relationships	\$45,800	560	2,431
Adaptability/Flexibility/Tolerance of Change and Uncertainty	\$43,400	587	2,261
Ability to Work in a Fast Paced Environment	\$37,900	622	2,065
Prioritize	\$44,400	441	1,735
Good Judgment	\$50,700	344	1,517
Punctual	\$41,600	423	1,408
Confidentiality/Information Sensitivity	\$45,800	390	1,402
Work Ethic/Hard Working	\$38,700	458	1,363
Analytical	\$58,900	249	1,324
Time Management/Time Utilization	\$42,700	403	1,303
Project Management	\$74,800	264	1,278
Listening	\$41,600	288	1,181
Multi-Task	\$40,600	376	1,179
Initiative	\$45,800	255	1,131
Leadership	\$50,000	187	1,037
Coachable/Willingness to Learn	\$41,000	300	930

Postings by soft skill (continued)

Skill Name	Median Wage	Median Wage "n"	Active Job Ads
Negotiation	\$67,100	137	883
Clerical	\$43,400	263	852
Optimism/Positive Attitude	\$38,200	270	816
Enthusiastic/Energetic	\$40,500	142	802
Decision Making/Decisiveness	\$54,100	117	669
Coaching/Mentoring	\$50,000	113	601
Critical Thinking	\$50,800	110	597
Dispute Resolution/Conflict Resolution/Diplomacy/Problem Resolution	\$49,400	148	576
Customer Focused	\$46,600	235	531
Self Confidence	\$38,000	169	527
Reasoning	\$47,800	92	418
Grammar	\$45,100	105	337
Quick Learner	\$41,700	53	290
Manual Dexterity	\$43,700	93	287
Troubleshooting	\$56,400	48	280
Common Sense	\$37,400	39	277
Efficiency	\$42,200	80	272
Competitiveness	\$36,600	70	260
Goal Oriented	\$52,400	46	219
Telephone Etiquette	\$38,700	84	208
Motivational	\$46,100	50	203
Professional Networking	\$57,200	43	202
Interviewing	\$51,300	48	199
Persistence/Perseverance/Resilience	\$52,000	43	160
Stress Management	\$41,600	23	159
Public Speaking	\$54,800	33	146

Appendix F: Postings by job title

Job Title	Median Wage	Median Wage "n"	Active Job Ads
ADMINISTRATIVE ASSISTANT	\$41,600	45	72
Registered Nurse (RN)	\$81,100	6	68
Delivery Driver	\$35,100	38	62
Warehouse Associate	\$36,500	27	53
Physical Therapist	\$100,900	7	52
General Manager	\$66,600	15	49
Customer Service Representative	\$38,500	13	48
Team Member	\$28,400	7	46
Cashier	\$39,400	6	43
Registered Nurse	\$98,300	5	42
Medical Assistant	\$44,600	17	40
Sales Associate	\$31,200	9	38
Receptionist	\$37,800	18	37
Assistant Manager	\$31,900	14	36
Laborer	\$38,000	19	36
Server	\$22,600	12	36
Assistant Store Manager	\$35,400	3	34
Warehouse Equipment Handler	\$37,700	32	33
Bartender	\$23,000	11	32
Dishwasher	\$31,200	12	32
Occupational Therapist	\$97,700	4	31
Sales Representative	\$41,000	4	31
Customer Service Associate	\$31,400	1	30
Cook	\$42,300	4	29
Crew Member	\$24,300	1	27

Postings by job title (continued)

Job Title	Median Wage	Median Wage "n"	Active Job Ads
Retail Sales Associate	\$29,100	11	26
caregiver	\$38,000	12	25
Dental Assistant	\$45,300	13	24
Maintenance Technician	\$38,200	11	24
Office Manager	\$45,300	9	24
GC Retail Instructor Store 261	n/a	0	23
Driver	\$38,200	9	22
Line Cook	\$29,100	1	21
Medical Receptionist	\$37,400	15	21
Shift Lead	\$31,200	3	21
Store Manager	\$48,900	1	21
Barista	\$26,200	9	20
Executive Assistant	\$53,400	8	19
Project Manager	\$88,300	6	19
Service Porter	n/a	0	19
Speech Language Pathologist	\$79,500	6	19
Assistant General Manager	\$31,200	3	18
Baker	\$34,700	5	18
Elementary School Teacher	n/a	0	18
Front Desk Receptionist	\$35,200	12	18
Project Coordinator	\$49,900	7	18
Service Advisor	\$43,400	5	18
Service Technician	\$50,500	9	18
Accounting Clerk	\$42,400	6	17
Case Manager	\$41,600	7	17

Appendix G: Postings by education level

Minimum Education Level	Median Wage	Median Wage "n"	Active Job Ads
High school diploma or equivalent	\$41,900	2,050	5,680
Bachelor's degree	\$66,000	571	2,942
Associate's degree	\$56,000	249	827
Master's degree	\$85,200	116	572
Doctoral or professional degree	\$89,800	36	157
Unspecified/other	\$39,800	3,212	17,202


Appendix H: Postings by education program

Program Name	Median Wage	Median Wage "n"	Active Job Ads
Business Administration	\$73,500	223	489
Accounting	\$65,000	198	484
Nursing	\$76,800	64	484
Business	\$56,200	101	481
Computer Science	\$78,400	78	409
Engineering	\$86,600	88	374
Finance	\$74,400	119	282
Social Work	\$55,000	83	269
Psychology	\$50,000	72	247
Communications	\$59,200	41	146
Economics	\$77,100	57	138
Marketing	\$56,800	20	132
Human Services	\$45,900	57	116
Civil Engineering	\$89,300	36	113
Education	\$46,900	58	112
Information Technology	\$68,600	7	106
Public Administration	\$80,000	54	103
Counseling	\$55,000	33	97
Electrical Engineering	\$86,200	22	92
Human Resources	\$64,400	32	90
Mathematics	\$83,200	15	84
Speech-Language Pathology	\$88,400	10	81
Biology	\$68,600	22	74
Construction Management	\$82,200	23	72
Management	\$70,000	19	68

Postings by education program (continued)

Program Name	Median Wage	Median Wage "n"	Active Job Ads
Public Health	\$55,000	24	64
Statistics	\$69,800	18	63
Mechanical Engineering	\$73,700	16	60
Science	\$81,400	20	60
Computer Information Systems	\$64,200	55	59
Pharmacy	\$129,000	4	59
Business Management	\$52,100	9	55
Health	\$51,600	14	53
Technical	n/a	0	52
Environmental Science	\$61,800	13	51
Healthcare Administration	\$78,200	11	49
Physical Therapy	\$96,300	7	49
Social Science	\$54,800	21	49
Criminal Justice	\$59,600	18	47
Chemistry	\$62,100	14	45
Journalism	\$59,200	11	43
Information Systems	\$91,200	8	42
Political Science	\$65,000	16	41
Electronics	\$101,300	5	40
Special Education	\$51,600	12	40
Management Information Systems	\$67,500	4	39
Occupational Therapy	\$95,200	2	39
Social Service	\$45,600	23	39
Logistics	\$57,600	15	38
Sociology	\$50,000	15	34

Thank You To Our Diamond Investors



AEDC
Anchorage Economic
Development Corporation

510 L Street Suite 603, Anchorage, AK 99501

907-258-3700 - www.aedcweb.com

development@aedcweb.com