



AEDDC
Anchorage Economic
Development Corporation

Q1 2025

Real-Time Jobs Intelligence Report

Sponsored by:



Introduction

The data from the Real-Time Jobs Intelligence Report comes from Lightcast, a service that provides access to labor market data down to the zip code. This report is a snapshot of the Anchorage job market for the first quarter of 2025.

In this report, readers will find information on the types of jobs, education levels, certifications and hard and soft skills that are most sought-after in Anchorage.

This information helps to inform important business decisions, from tech schools using hard data to determine which certification programs are most crucial, businesses using ad duration periods to identify which jobs are easiest to fill, to prospective employees deciding top certificates in which to invest their time and resources.

The appendices supplement this at-a-glance report by extending the top 10 lists to at least the top 50 and including an estimate of median wages.

This report and all data herein were produced by Lightcast a Economics and analytics. The information contained herein was obtained from sources we believe to be reliable. However, we cannot guarantee its accuracy and completeness.

Total Online Job Postings

(Postings active between January 2025- March 2025)

40,047

Down 28% from the same period in 2024

Representing:

12,668 Unique Job Postings

Down 23% from the same period in 2024

and:

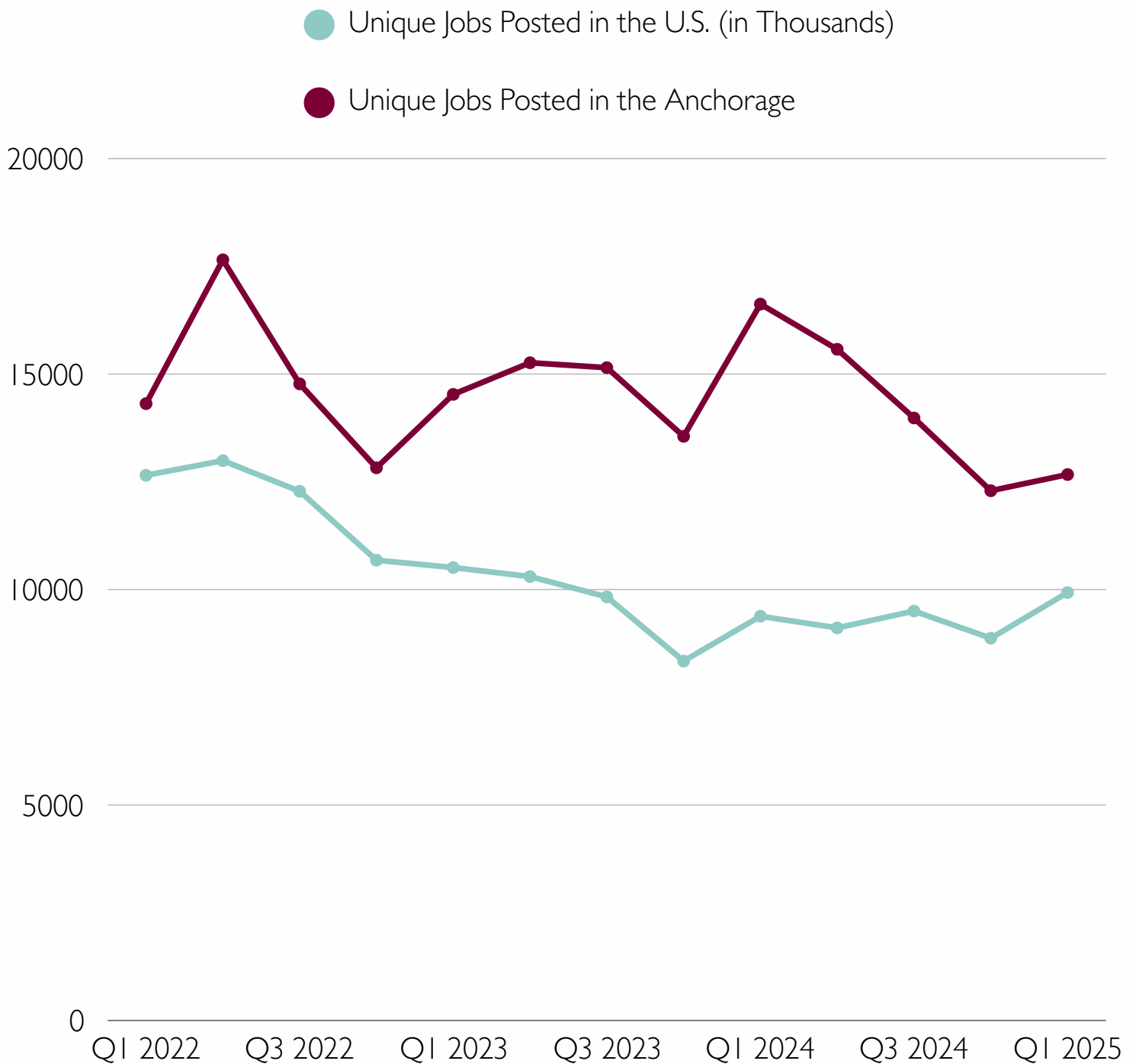
2,432 Employers

Down 9% from the same period in 2024



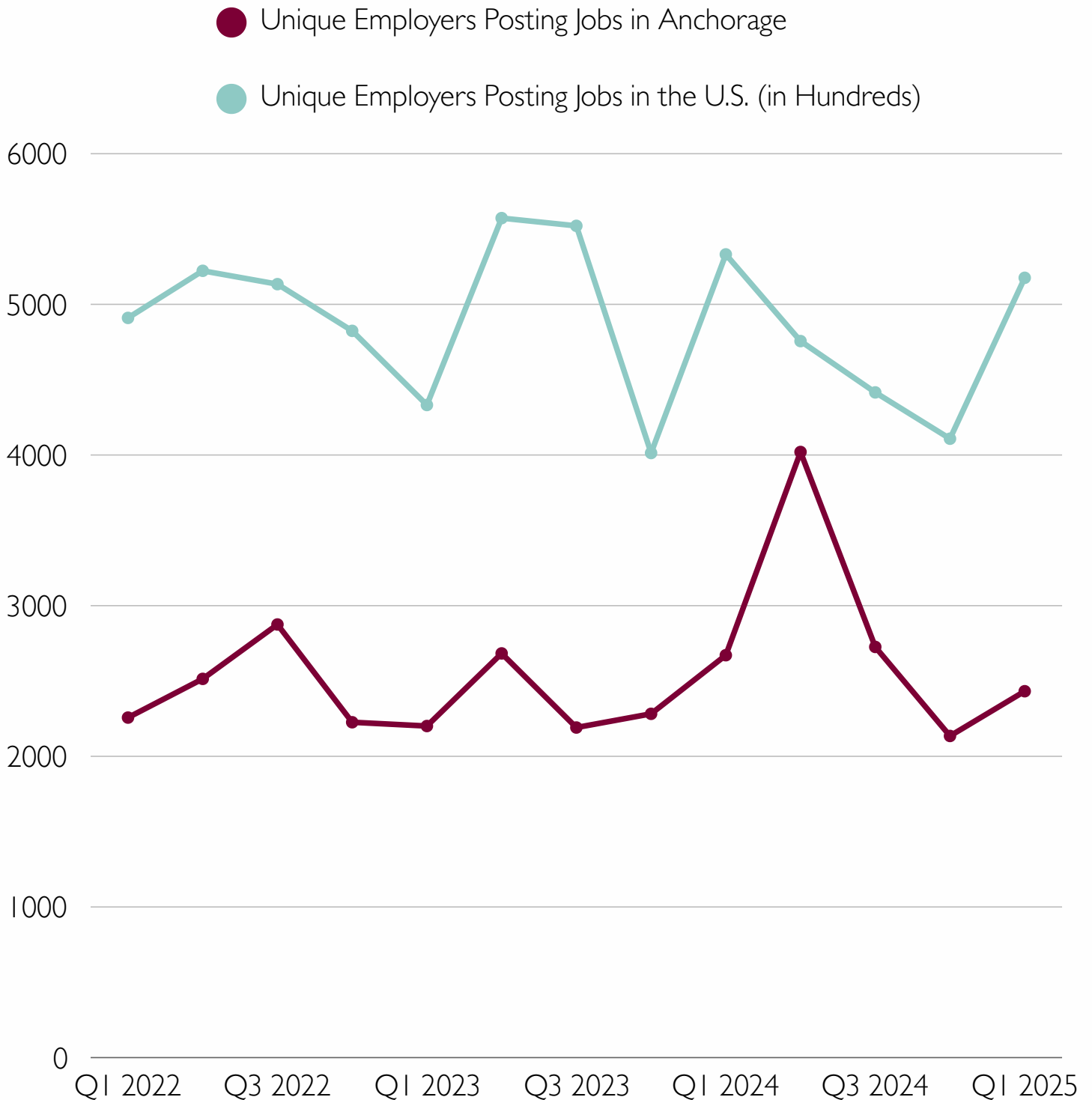
Job Postings Anchorage vs. Nationwide

Unique Job Posting Trends



Job Postings Anchorage vs. Nationwide

Unique Employer Trends



Top 10 Unique Job Openings by SOC Occupation

1. Registered Nurses
2. Retail Salespersons
3. Secretaries and Administrative Assistants
4. Customer Service Representatives
5. Laborers
6. Supervisors of Retail Workers
7. Magnetic Resonance Imaging Technologists
8. Maintenance and Repair Workers
9. Bookkeeping, Accounting, and Auditing Clerks
10. Janitors and Cleaners



Top Industries Posting Jobs

1. General Medical and Surgical Hospitals
2. Universities and Professional Schools
3. Temporary Help Services
4. General Government Support
5. Limited-Service Restaurants
6. Regulation and Administration of Communications
7. Electric, Gas, and Other Utilities
8. Supermarkets and Grocery Retailers
9. Elementary and Secondary Schools
10. Hotels and Motels



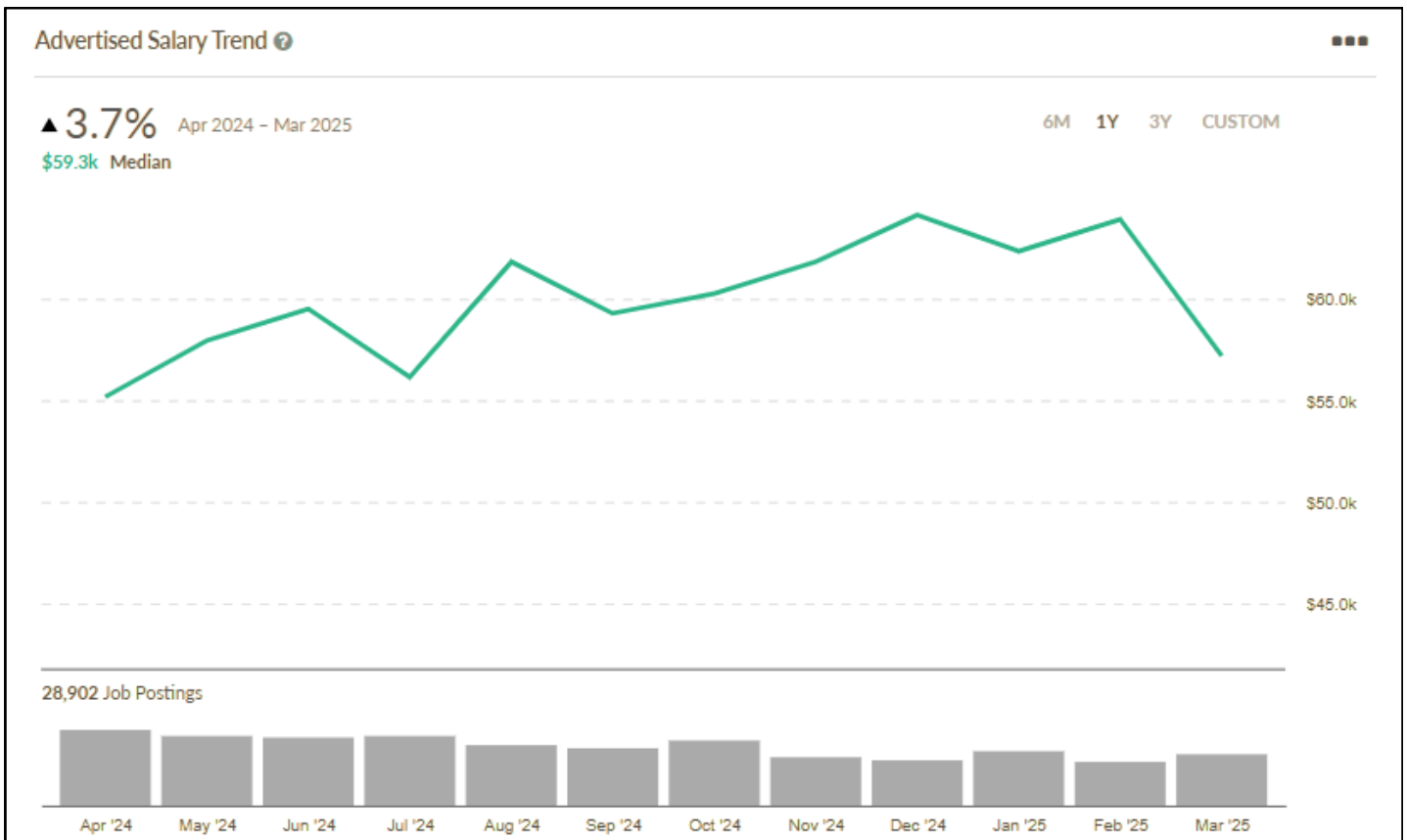
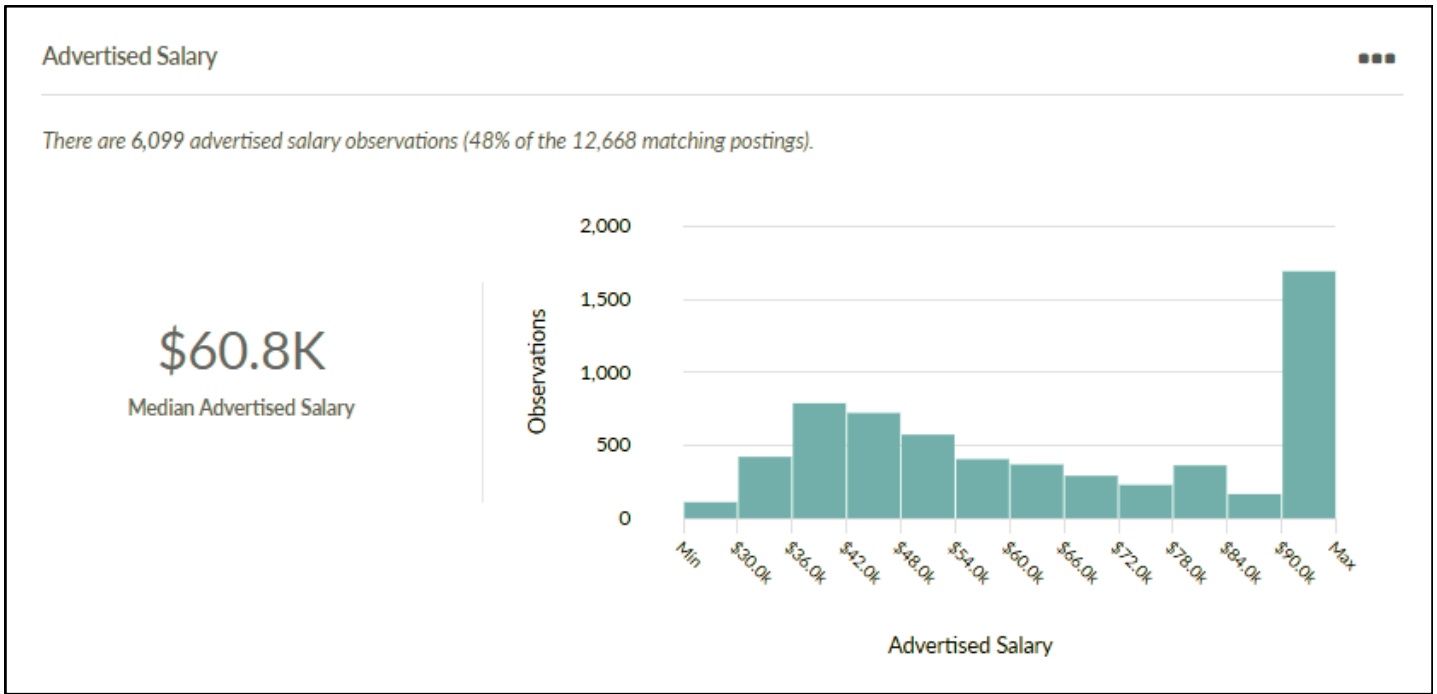
Top 10 Openings by Job Title

1. Administrative Assistants
2. Customer Service Representatives
3. Operating Room Registered Nurses
4. Delivery Drivers
5. Labor and Delivery Registered Nurses
6. Travel Registered Nurses
7. Assistant Managers
8. General Managers
9. CT/MRI Technologists
10. Lead CT Technologists



Advertised Salary & Wage Trends

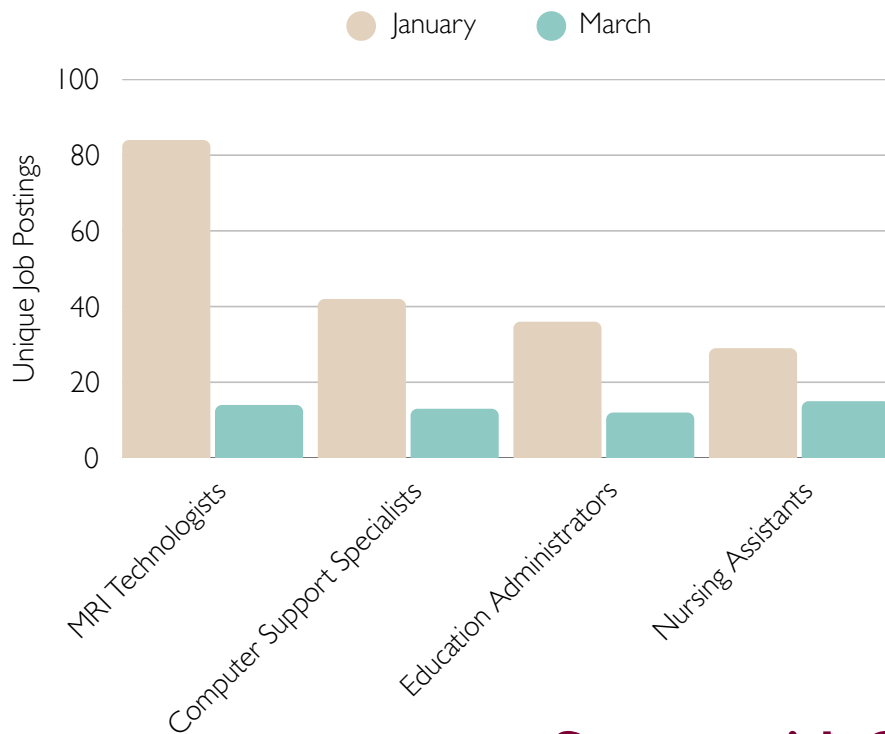
In Q1, there were **6,099** advertised salary observations
(48% of the 12,688 unique postings)



Largest Percent Change in Q1 Job Postings

Sectors in Decline

Jobs with the Largest % Decrease (Jan-Mar 2025)



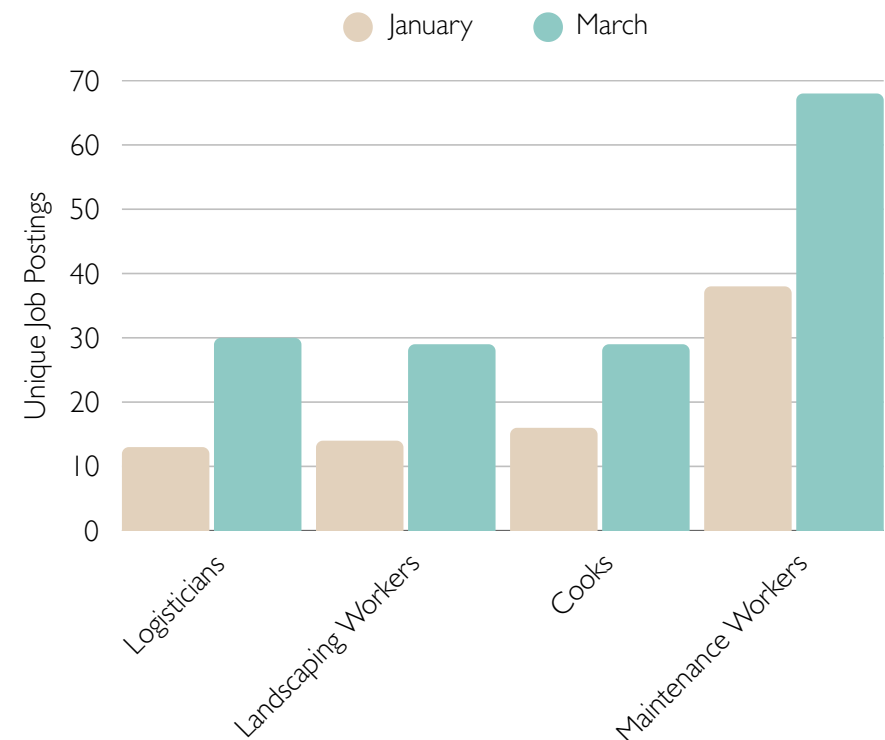
From January to March, several occupations experienced significant drops in job postings.

Nursing Assistants and MRI Technologists both saw decreased demand, likely due to the typical post-holiday slowdown in healthcare utilization as patients delay non-urgent care and medical systems adjust to the start of a new fiscal or insurance year.

Education Administrators experienced a decline as most hiring for the academic year typically occurs earlier in the school calendar, resulting in fewer postings during the winter months. Likewise, Computer Support Specialists may have seen fewer openings as organizations paused hiring after end-of-year IT upgrades and budget resets.

Sectors with Growth

Jobs with the Largest % Increase (Jan-Mar 2025)



The occupations with the largest percent increase in job postings from January to March reflect both early-year economic activity and seasonal workforce shifts.

Logisticians saw strong growth as businesses focused on refining supply chains and distribution strategies after the holiday rush, preparing for spring and summer demand.

Landscaping Workers experienced a seasonal hiring uptick as employers began staffing up for the warmer months and upcoming outdoor projects.

Cooks also saw increased demand, likely due to rising consumer activity in the food service sector as local events ramp up and the post-holiday January slowdown disappears. Similarly, Maintenance Workers were in higher demand as facilities and property managers prepared for spring maintenance and repair cycles.

Top 10 employers with the most unique job postings

1. State Of Alaska
2. Providence
3. University of Alaska Fairbanks
4. Alaska Regional Hospital
5. Municipality of Anchorage
6. Anchorage School District
7. NANA Regional Corporation
8. Kroger
9. HCA Healthcare
10. Domino's Pizza



Top 10 Posted Qualifications

1. Valid Driver's License
2. Registered Nurse
3. Basic Life Support Certification
4. CPR Certification
5. Advanced Cardiovascular Life Support
6. Basic Cardiac Life Support
7. First Aid Certification
8. Food Handler's Card
9. Security Clearance
10. American Red Cross Certification



Top 10 Specialized Skills

1. Project Management
2. Accounting
3. Nursing
4. Auditing
5. Merchandising
6. Marketing
7. Invoicing
8. Construction
9. Warehousing
10. Curriculum Development



Top 10 Common Skills

1. Communication
2. Customer Service
3. Management
4. Operations
5. Detail Oriented
6. Leadership
7. Problem Solving
8. Sales
9. Writing
10. Planning



Top 10 Software Skills

1. Microsoft Office
2. Microsoft Excel
3. Microsoft Outlook
4. Microsoft PowerPoint
5. Microsoft Word
6. Spreadsheets
7. Microsoft Access
8. Operating Systems
9. AutoCAD
10. Python (Programming Language)



What levels of education are Anchorage employers looking for?

7,450

No Education Listed

2,979

High school diploma or equivalent

948

Associate's degree

2,458

Bachelor's degree

808

Master's degree

275

Doctoral or professional degree



Data Notes

It is important to note that job postings are not necessarily the same as job vacancies; there is a correlation, but many recruitment practices make it an imperfect relationship. Job postings are a measure of recruitment marketing by employers purportedly looking to fill job vacancies.

The methodology used to obtain job advertisements from publicly available online job boards and company websites is based on Lightcast advanced scraping technology. Once Lightcast identifies an online site as a valid source of employment opportunities, a dedicated spider is programmed, tested, and activated. The spider visits the site regularly and pulls job information for all jobs posted; the information is then stored in a database. The sites with the newest jobs or with the highest frequency of change in postings are visited most frequently. Lightcast currently scrapes more than 65,000 sites worldwide.

Lightcast's database is a full reflection of job listings posted across the Internet, as such robust processes are required to identify and remove duplicate listings. Lightcast applies a unique two-step approach to deduplication that results in up to 80% of all jobs we collect being deduplicated.

The first step: On a source-level basis, we use intelligence contained within the scraping spiders to identify a new advertisement for that source. The spiders refrain from collecting advertisements that have previously been aggregated.

The second step: As the same new advertisement can be found across multiple sources. We use normalized fields including job title, company, location and check to see if these fields have been used in new advertisements found in another source. This is checked across 60 days of data to identify duplicates.

To illustrate 'step two', here is an example: if there is a job for a Marketing Specialist at Google posted for the first time on March 1st, Lightcast considers this as the 'original posting' then for the next 60 days Lightcast considers any advertisements found as duplicates. In theory, if Google posts the same ad every day for the entire year on different sources Lightcast will count it 6 times.

Once postings are collected, Lightcast technologies parse, extract, and code dozens of data elements including the following: Lightcast job title, Occupation, Company, detailed data about the specific skills, educational credentials, certifications, experience levels, and work activities required for a specific job, as well as data about salary, number of openings, and job type. The high-level of detail enables users to look beyond summary statistics to discover specific skills in demand and skills that job seekers can identify and acquire if needed.



Appendix A: Top Postings by Occupation

Occupation (SOC)	Total Postings
Registered Nurses	3,603
Retail Salespersons	1,119
Secretaries and Administrative Assistants, Except Legal, Medical, and Executive	726
Customer Service Representatives	893
Laborers and Freight, Stock, and Material Movers, Hand	625
First-Line Supervisors of Retail Sales Workers	610
Magnetic Resonance Imaging Technologists	364
Maintenance and Repair Workers, General	400
Bookkeeping, Accounting, and Auditing Clerks	381
Janitors and Cleaners, Except Maids and Housekeeping Cleaners	429
First-Line Supervisors of Office and Administrative Support Workers	408
General and Operations Managers	416
Fast Food and Counter Workers	658
Project Management Specialists	270
Heavy and Tractor-Trailer Truck Drivers	346
Home Health and Personal Care Aides	377
Occupational Therapists	265
Sales Representatives, Wholesale and Manufacturing, Except Technical and Scientific Products	347
Maids and Housekeeping Cleaners	335
Financial Managers	270
Food Service Managers	491
Medical and Health Services Managers	320
Radiologic Technologists and Technicians	270
Civil Engineers	188
Merchandise Displayers and Window Trimmers	311
Physical Therapists	204
Computer Occupations, All Other	193

Appendix A: Top Postings by Occupation, Continued

Cardiovascular Technologists and Technicians	346
Accountants and Auditors	213
Health Technologists and Technicians, All Other	406
Receptionists and Information Clerks	235
Human Resources Specialists	236
Computer User Support Specialists	227
Managers, All Other	238
Security Guards	369
Speech-Language Pathologists	199
Child, Family, and School Social Workers	236
Nursing Assistants	285
Construction Managers	194
Education Administrators, Postsecondary	464
Driver/Sales Workers	239
Waiters and Waitresses	190
Automotive Service Technicians and Mechanics	125
Nurse Practitioners	180
Buyers and Purchasing Agents	190
Transportation, Storage, and Distribution Managers	156
Sales Representatives of Services, Except Advertising, Insurance, Financial Services, and Travel	206
Clinical Laboratory Technologists and Technicians	174
Medical Assistants	168

Appendix B: Top Postings by Employer

Company	Total Postings
State Of Alaska	1,347
Providence	1,302
Municipality of Anchorage	989
Alaska Regional Hospital	1,165
Anchorage School District	673
Alaska Native Tribal Health Consortium	319
NANA Regional Corporation	492
University of Alaska Fairbanks	1,293
HCA Healthcare	448
Southcentral Foundation	238
Soliant Health	118
Kroger	466
Opti Staffing Group	77
University Women's Association of the University of Alaska Fairbanks	186
CompHealth	114
Cook Inlet Tribal Council	140
University of Alaska Southeast	310
Calista Corporation	71
Fusion Medical Staffing	257
Alaska Club	136
GCI Communication Corp	103
Asrc	70
First National Bank Alaska	113
Be Happy Property Services	83
Lowe's	251
Albertsons	79
Arctic Slope Regional Corporation	103
Ironside Human Resources	94
Walmart	75
Nomad Health	116
Carrs	155

Appendix B: Top Postings by Employer, Continued

Provider Solutions	44
Touchstone Communities	74
Teachme.to	38
Domino's Pizza	367
United States Department of Veterans Affairs	124
Global Credit Union	91
Alaska Behavioral Health	47
The Nature Conservancy	27
Zenex Partners	130
Alaska Dialysis - Laurel Street	188
TDL Staffing	52
Turner & Townsend	108
Cornerstone Ondemand	43
Doyon, Limited	28
Bering Straits Native Corporation	94
Anders Group	57
Safeway	64
Walgreens Boots Alliance	234
Starbucks	63

Appendix C: Postings by Specialized Skill

Skills	Postings
Project Management	881
Accounting	737
Nursing	669
Auditing	655
Merchandising	619
Marketing	472
Invoicing	462
Construction	453
Warehousing	448
Curriculum Development	439
Office Equipment	428
Finance	406
Data Entry	396
Billing	362
Workflow Management	350
Statistics	345
Inventory Management	341
Selling Techniques	328
Housekeeping	326
Restaurant Operation	321
Social Work	310
Medical Records	301
Administrative Support	296
Procurement	286
Performance Appraisal	285
Cash Handling	282
Effective Communication	280
Purchasing	275
Oil and Gas	258
Radiology	253
Financial Statements	249

Appendix C: Postings by Specialized Skill, Continued

Accounts Payable	235
Computer Science	234
Continuous Improvement Process	226
Psychology	226
Data Analysis	223
General Mathematics	220
Cash Register	213
Safety Standards	209
Process Improvement	206
Mental Health	199
Treatment Planning	197
Case Management	197
Machinery	197
Community Property	195
Product Knowledge	190
Customer Relationship Management	187
HVAC	184
Behavioral Health	175
Operations Management	171

Appendix D: Postings by Common Skill

Skills	Postings
Communication	4,270
Customer Service	2,983
Management	2,848
Operations	2,164
Detail Oriented	1,766
Leadership	1,740
Problem Solving	1,570
Sales	1,517
Writing	1,301
Planning	1,241
Coordinating	1,141
Interpersonal Communications	1,131
Microsoft Office	1,096
Professionalism	1,060
English Language	1,034
Microsoft Excel	1,019
Lifting Ability	990
Organizational Skills	956
Good Driving Record	885
Research	873
Scheduling	849
Computer Literacy	828
Ethical Standards And Conduct	800
Time Management	788
Accountability	745
Multitasking	724
Presentations	722
Verbal Communication Skills	677
Microsoft Outlook	674
Troubleshooting (Problem Solving)	666

Postings by Common Skill, continued

Teamwork	665
Confidentiality	644
Decision Making	597
Prioritization	563
Self-Motivation	550
Cleanliness	544
Innovation	460
Ability To Meet Deadlines	457
Coaching	454
Critical Thinking	453
Microsoft PowerPoint	446
Mathematics	444
Administrative Functions	443
Clerical Works	395
Teaching	389
Microsoft Word	379
Mentorship	374
Budgeting	368
Filing	361
Positivity	351

Appendix E: Postings by Software Skill

Skill	Number
Microsoft Office	1,096
Microsoft Excel	1,019
Microsoft Outlook	674
Microsoft PowerPoint	446
Microsoft Word	379
Spreadsheets	286
Microsoft Access	125
Operating Systems	125
AutoCAD	112
Python (Programming Language)	111
Accounting Software	105
SQL (Programming Language)	88
Geographic Information Systems	82
Linux	81
Epic EMR	79
Microsoft SharePoint	79
SAP Applications	77
Project Management Software	74
Microsoft Project	64
Microsoft Teams	60
Ubuntu (Operating System)	60
Application Programming Interface (API)	59
Google Workspace	51
Business Software	50
Human Resources Information System (HRIS)	50
Network Management System	47
Salesforce	45
Zoom (Video Conferencing Tool)	44
ArcGIS (GIS Software)	42
QuickBooks (Accounting Software)	42

Appendix E: Postings by Software Skill, Continued

Active Directory	40
Dashboard	40
Deltek Costpoint	40
Microsoft Azure	39
Software Systems	39
Autodesk Revit	38
Go (Programming Language)	37
Inventory Management System	37
Microsoft 365	36
Amazon Web Services	36
Power BI	36
Primavera (Software)	35
Microsoft Visio	34
Adobe InDesign	32
Database Systems	30
C (Programming Language)	30
Adobe Creative Suite	30
C++ (Programming Language)	30
Learning Management Systems	30
Debian Linux	30

Appendix F: Postings by Qualification

Qualification	Postings with Qualification
Valid Driver's License	2,358
Registered Nurse (RN)	866
Basic Life Support (BLS) Certification	726
Cardiopulmonary Resuscitation (CPR) Certification	280
Advanced Cardiovascular Life Support (ACLS) Certification	263
Basic Cardiac Life Support	193
First Aid Certification	191
Food Handler's Card	164
Security Clearance	138
American Red Cross (ARC) Certification	133
Commercial Driver's License (CDL)	124
Certified Nursing Assistant (CNA)	107
Pediatric Advanced Life Support (PALS)	104
Nurse Practitioner (APRN-CNP)	103
Board Certified/Board Eligible	100
Licensed Practical Nurse (LPN)	85
Professional Engineer (PE) License	79
American Registry Of Radiologic Technologists (ARRT) Certified	72
Secret Clearance	68
Teaching Certificate	66
Licensed Clinical Social Worker (LCSW)	66
Automotive Service Excellence (ASE) Certification	65
ServSafe Certification	60
Project Management Professional Certification	58
Neonatal Resuscitation Program Certification (NRP)	57
Engineer in Training	55
Forklift Certification	53
CDL Class B License	52
Airframe & Powerplant (A&P) Certificate	50
Licensed Professional Counselor (LPC)	48

Appendix F: Postings by Qualification, Continued

Certified Public Accountant	47
Top Secret-Sensitive Compartmented Information (TS/SCI Clearance)	46
Certified Accounting Technician	40
Advanced Trauma Life Support (ATLS)	40
CDL Class A License	39
Automated External Defibrillator (AED) Certification	37
Certified Medical Assistant (CMA)	36
30-Hour OSHA General Industry Card	34
Advanced Life Support	33
Clinical Psychology License	32
Professional in Human Resources	31
SHRM-CP (Society for Human Resource Management Certified Professional)	30
Certified Loss Control Specialist	30
Certified Patient Care Technician (CPCT)	29
Certificate Of Clinical Competence In Speech-Language Pathology (CCC-SLP)	27
Licensed Marriage And Family Therapist (LMFT)	26
Drug Enforcement Agency (DEA) License	25
Registered Pharmacist (RPh)	25
Certified Pharmacy Technician	25
Emergency Medical Technician (EMT)	23

Thank You to our Diamond Investors



AEDC
Anchorage Economic
Development Corporation

510 L Street Suite 603, Anchorage, AK 99501

907-258-3700 - www.aedcweb.com

development@aedcweb.com