



APRIL EMPLOYMENT REPORT 2025



Sponsored by:



APRIL JOBS REPORT

Each month, AEDC publishes the Anchorage Jobs Report, providing key insights into the city's labor market. This report highlights local unemployment trends, average work hours, earnings, industry performance, and broader workforce dynamics. By analyzing these indicators, we offer a clear picture of Anchorage's employment landscape—helping businesses, policymakers, and job seekers make informed decisions.

For more information, please email info@aedcweb.com

MARCH JOB NUMBERS

Headline Numbers

Job Numbers: Upward Growth

- 1,200 more jobs in April 2025 vs. March 2025
- 3,100 more jobs in April 2025 than in April 2024
- Of the 3,100 jobs that were gained this year:
 - Private employment added 2,900 jobs.
 - Government employment added 200 jobs.
 - 200 fewer federal government jobs
 - 300 more state government jobs
 - 100 more local government jobs
- March 2025 job numbers were revised as follows:
 - 200 upward revisions to total nonfarm payroll
 - 147 fewer people in the labor force
 - 105 fewer employed workers
 - 42 fewer unemployed individuals
- Unemployment rate
 - April experienced a 4.0% unemployment rate with a relatively flat YTD labor force of 151,433, on average.

Report Summary

Anchorage's job market saw modest growth to close out the first quarter of 2025, adding 1,200 jobs from March to April. Total employment rose from 150,700 in March to 151,900 in April, continuing a steady upward trend that began in January.

This month-over-month gain, while not dramatic, is a positive sign heading into the spring and summer hiring season.

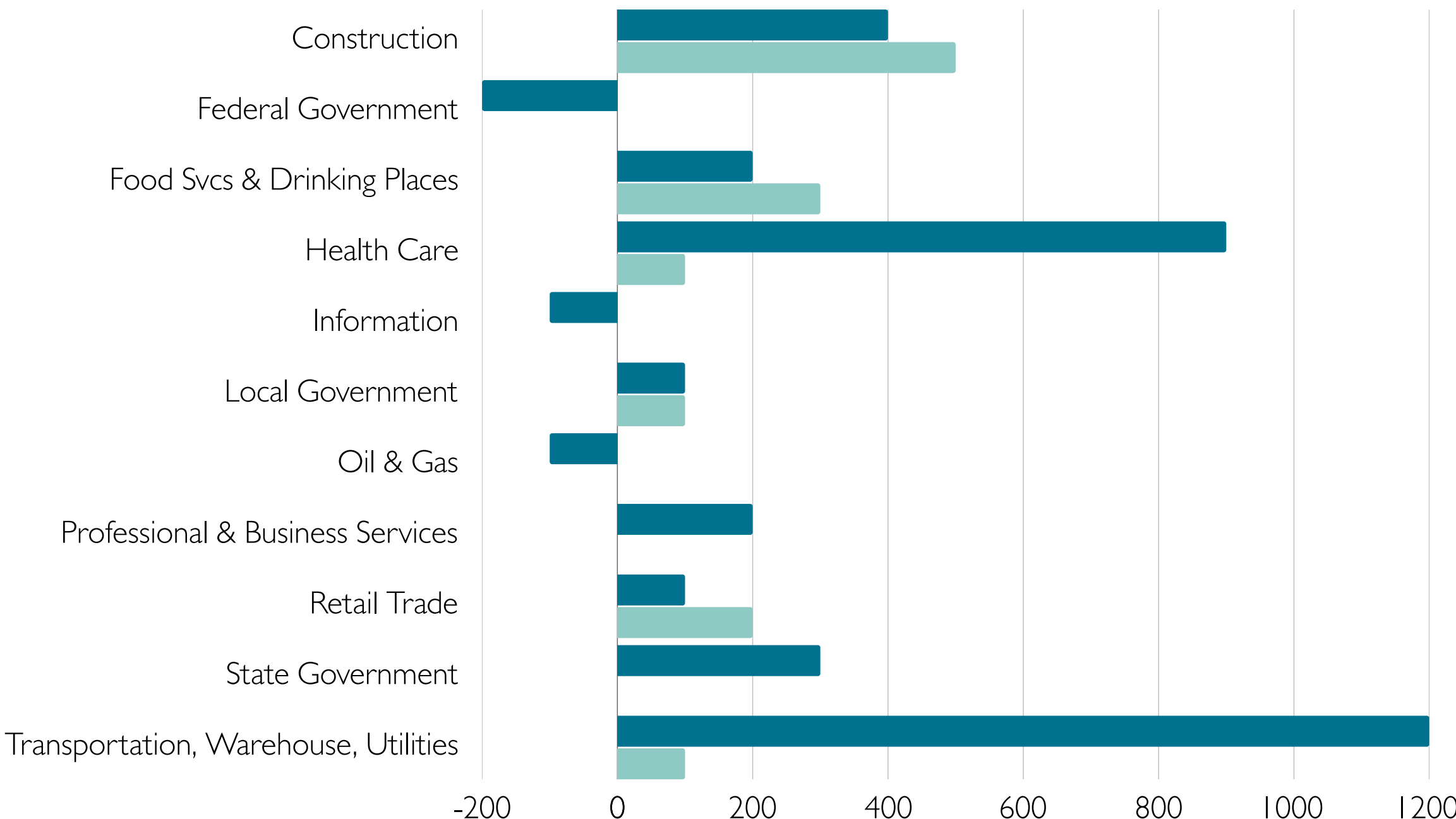
Anchorage's job market is showing clear signs of rounding into seasonal form, with tourism and visitation driving much of the positive momentum. Food services and drinking establishments added 300 jobs, bringing the total to 11,400, or 1.8% above 2024 levels. The strength of the tourism sector plays an important role in Anchorage's overall economy. One in nine jobs in Anchorage is now tied to the tourism industry, the municipality generates tens of millions of dollars from taxes primarily paid by tourist-bed taxes and vehicle rental taxes, and tourists spend hundreds of millions of dollars at local businesses.

While Anchorage continues to add tourism jobs, there is concern about who fills those positions. According to the Alaska Department of Labour, approximately 30% of Anchorage's tourism related jobs are filled by non-residents.

APRIL JOB GAINS & LOSSES

This chart shows monthly and yearly job changes across most major industries in Anchorage

- Year over Year: April '24 to April '25
- Month over Month: March '25 to April '25



Year over year, Anchorage’s April estimated jobs increased by 2.1% to 151,900.

The **three fastest-growing sectors** were:

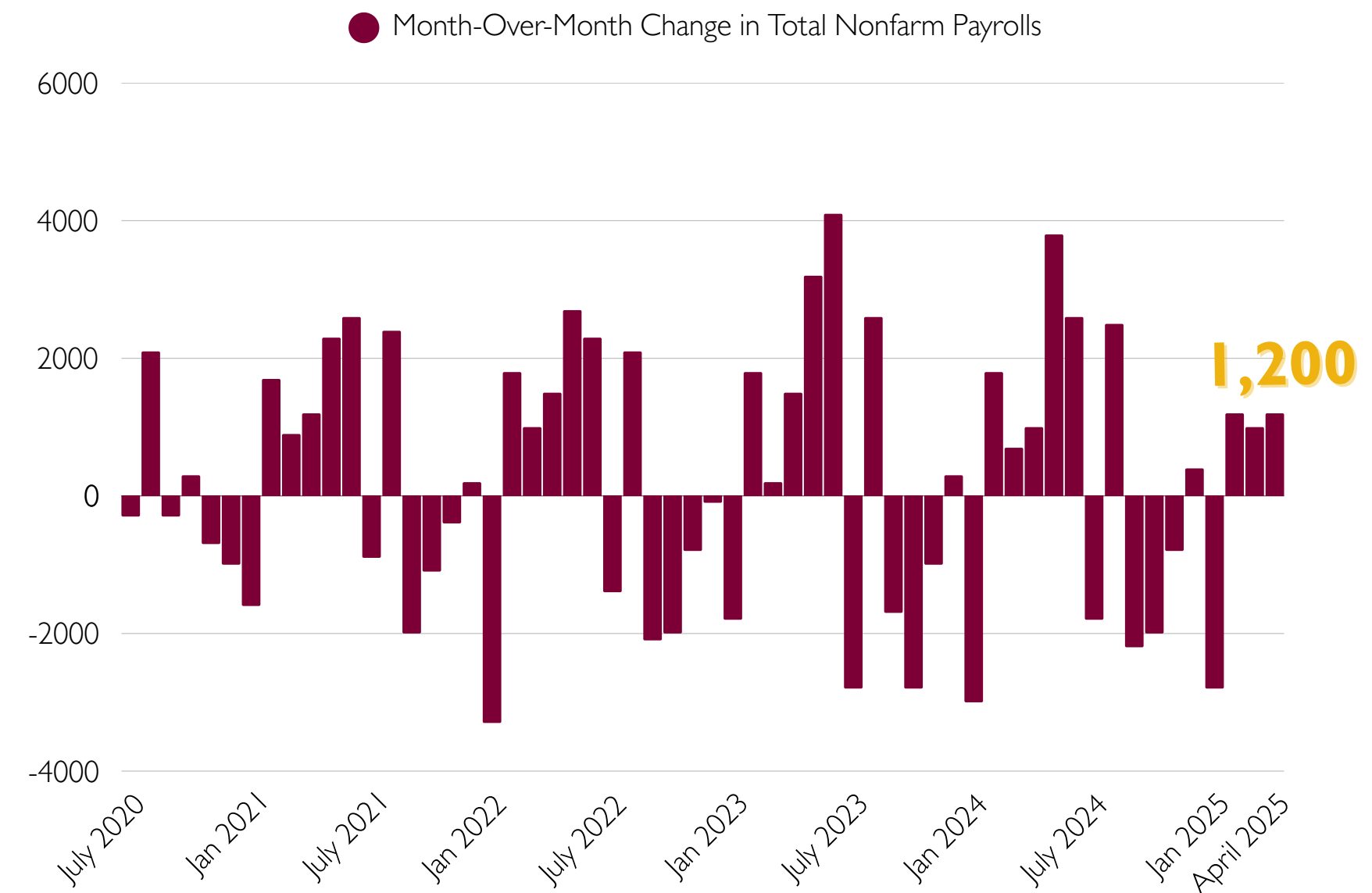
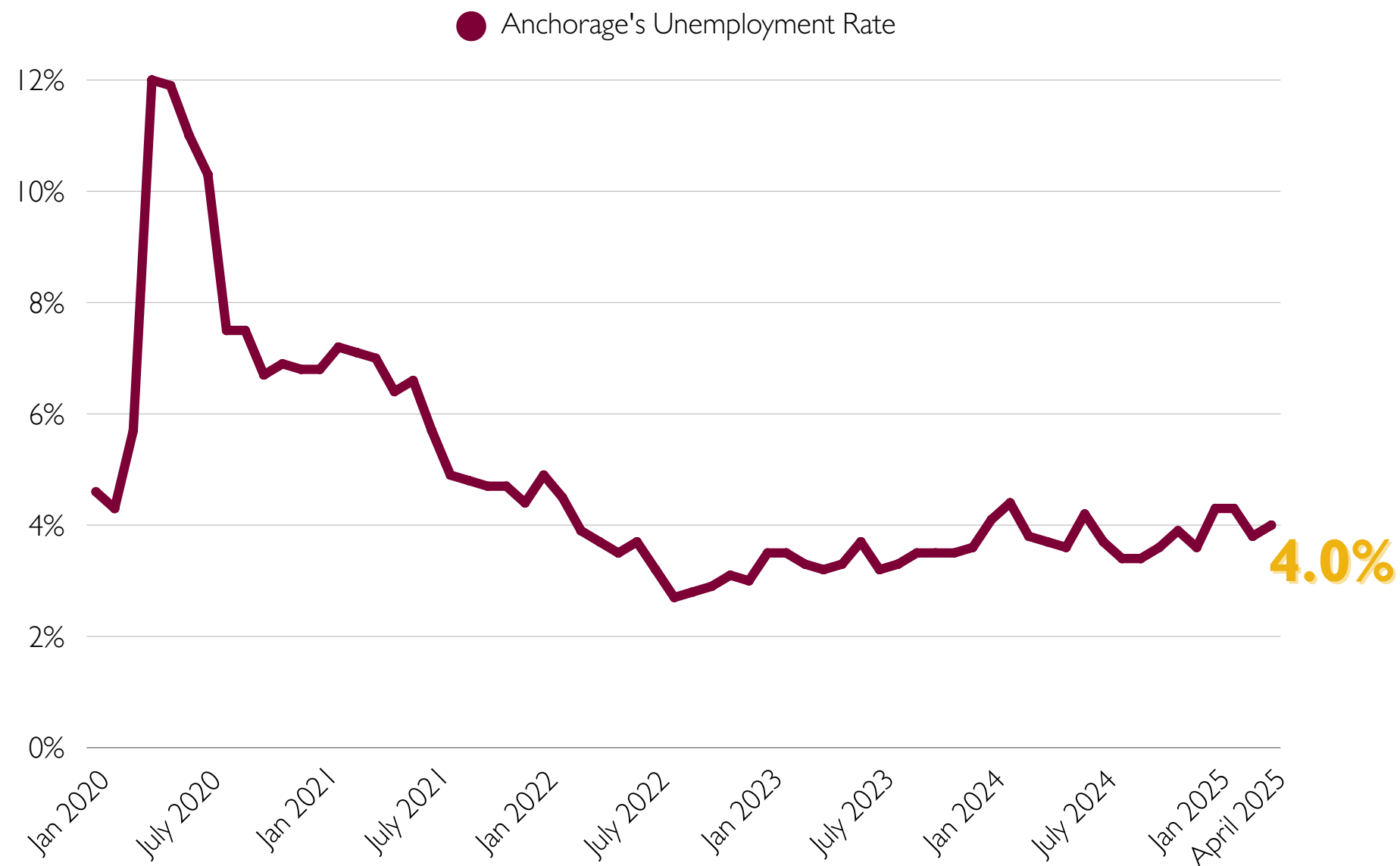
- Transportation, Warehousing, & Utilities (9.3%, +1,200)
- Construction (5.2%, +400)
- Health Care (4.1%, +900)

Month over month, total Anchorage jobs grew by an estimated 0.8% (1,200 jobs), following seasonal trends.



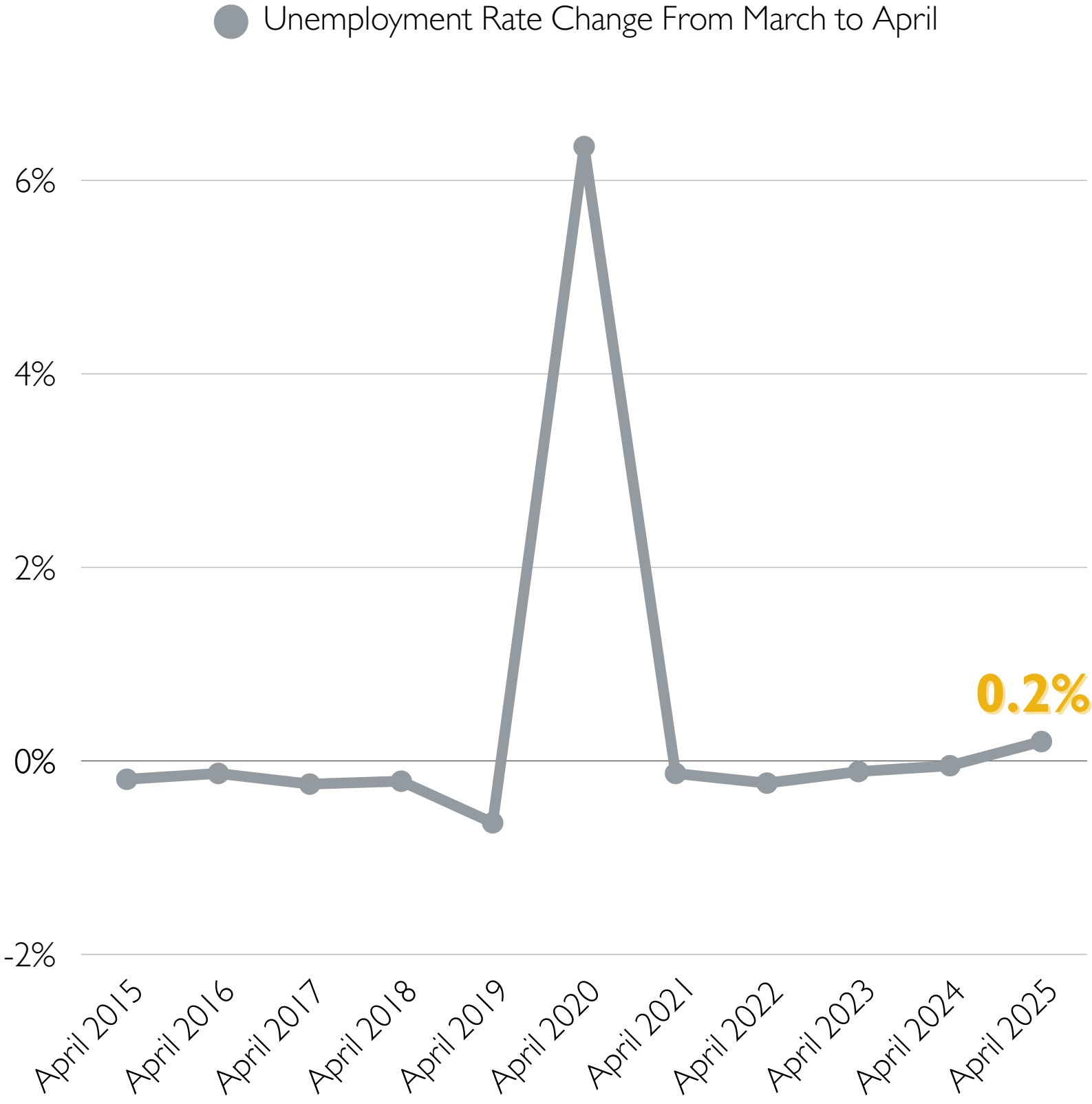
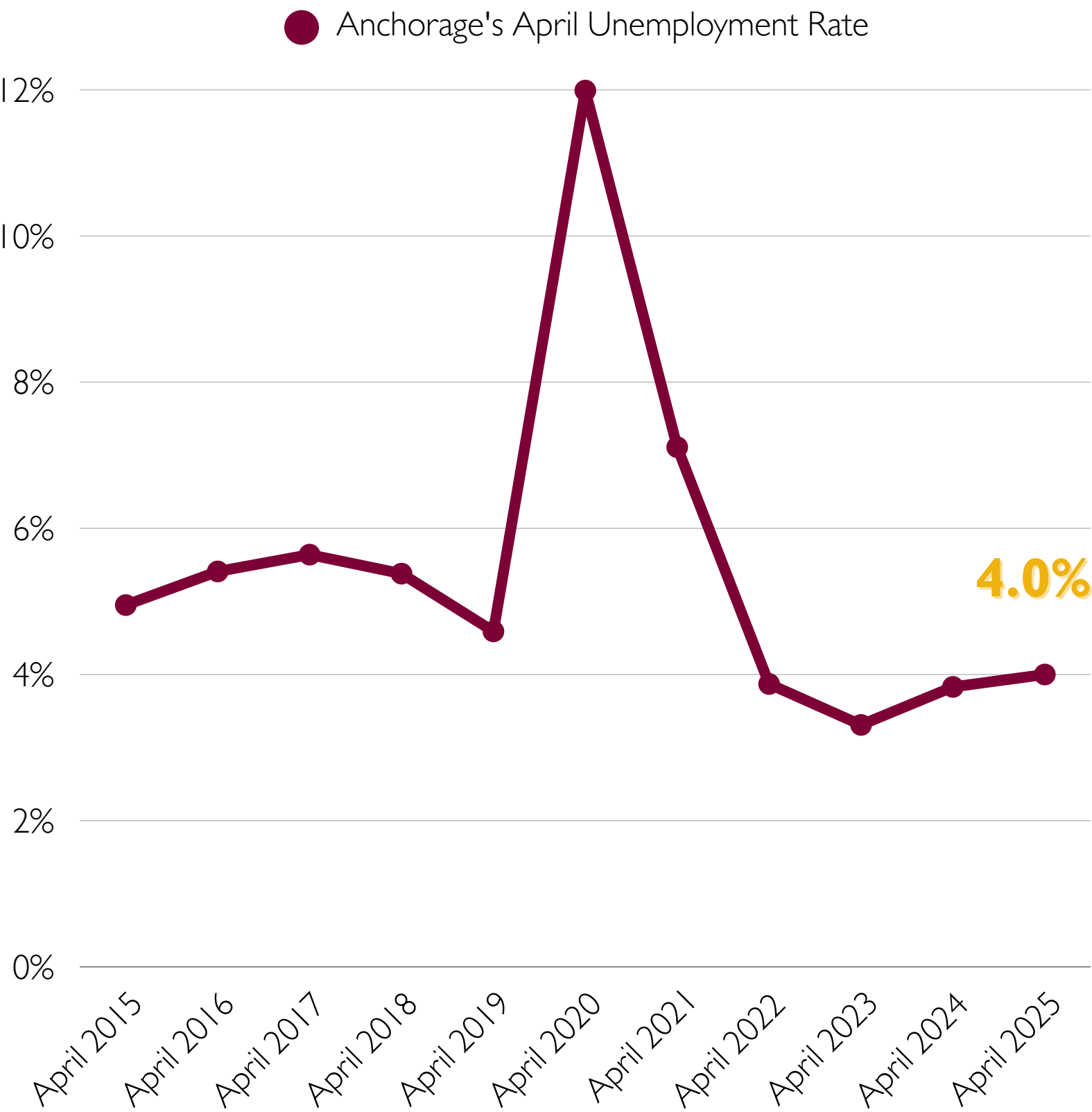
UNEMPLOYMENT

MONTHLY CHANGES



April's 4.0% unemployment rate increased slightly from March's 3.8%. The 0.2% increase was due to slightly more unemployed individuals, increasing the overall rate. The number of unemployed individuals has decreased from the winter peak as seasonal jobs return to Anchorage. Additionally, April marked the third consecutive month of job gains but the overall local labor force remained steady in April at 151,576.

UNEMPLOYMENT RATE ANALYSIS

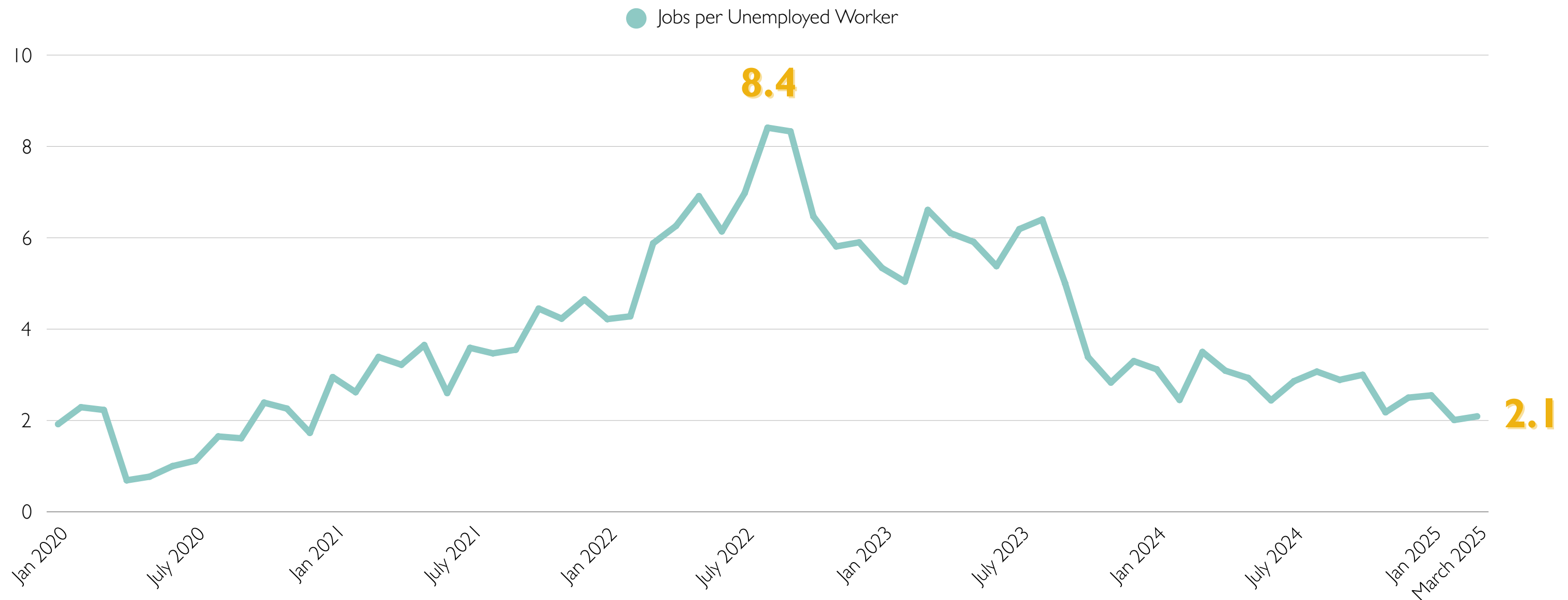


At a 4.0% unemployment rate, Anchorage's labor market remains lower than historical norms.



JOB POSTING INDICATORS

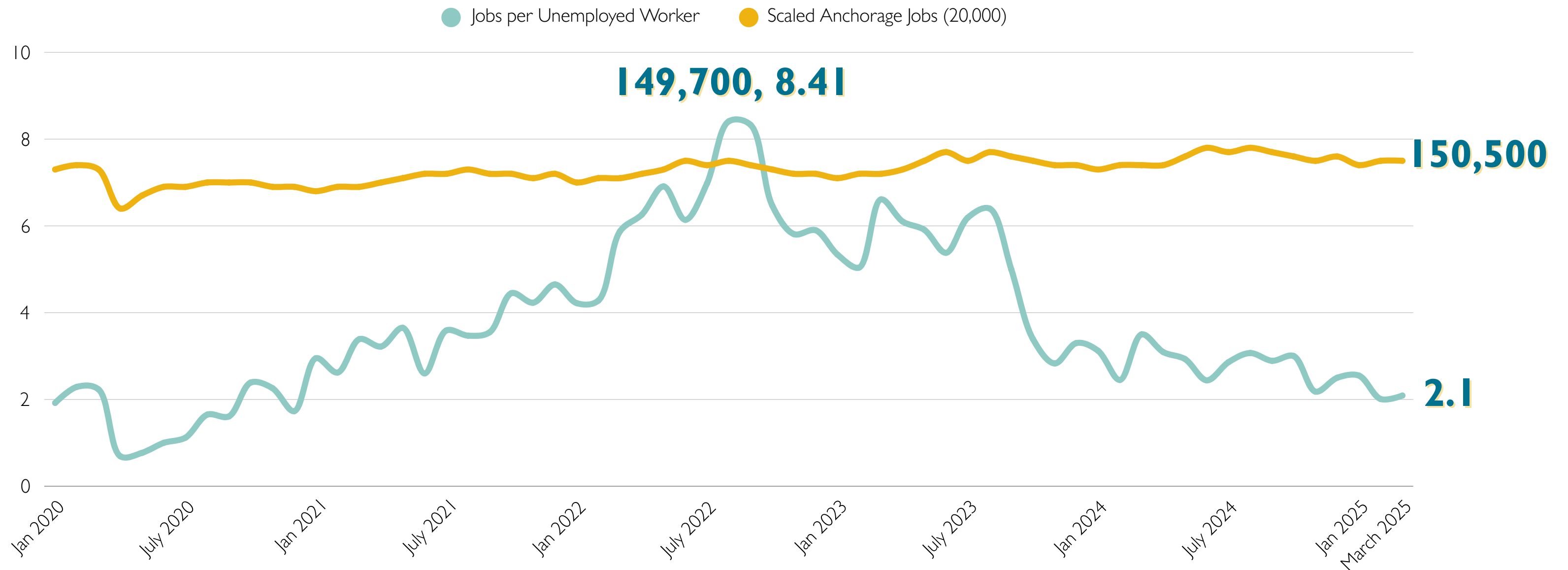
ANCHORAGE JOBS MARKET UPDATES



The number of job ads per unemployed worker in Anchorage has come full circle, returning to roughly pre-pandemic levels. Prior to COVID-19, Anchorage's labor market averaged around two job openings per unemployed worker, reflecting a relatively balanced market. When the pandemic hit, business closures and layoffs drove unemployment up, while job postings dropped sharply. As restrictions lifted and consumer demand rebounded, particularly in sectors like hospitality and tourism, employers scrambled to rehire, pushing job ads per unemployed worker dramatically higher throughout 2021 and into the peak of 2022.

By mid-2022, the return of cruise traffic and broader visitation created a hiring surge, particularly in seasonal industries, driving the ratio to historic highs, nearly 9 job ads per unemployed worker at its peak. Since then, the labor market has gradually cooled. Job postings have moderated, and unemployment has stabilized, bringing the ratio back down to 2.09 as of March 2025. This suggests a normalization of labor demand relative to supply, though it still reflects a tight labor market by historical standards. The shift may also signal employers becoming more cautious in their hiring amid slowing growth and lingering workforce constraints.

ANCHORAGE JOBS MARKET UPDATES



The number of job ads per unemployed worker in Anchorage has come full circle, returning to roughly pre-pandemic levels. Prior to COVID-19, Anchorage's labor market averaged around two job openings per unemployed worker, reflecting a relatively balanced market. When the pandemic hit, business closures and layoffs drove unemployment up, while job postings dropped sharply. As restrictions lifted and consumer demand rebounded, particularly in sectors like hospitality and tourism, employers scrambled to rehire, pushing job ads per unemployed worker dramatically higher throughout 2021 and into the peak of 2022.

By mid-2022, the return of cruise traffic and broader visitation created a hiring surge, particularly in seasonal industries, driving the ratio to historic highs, nearly 9 job ads per unemployed worker at its peak. Since then, the labor market has gradually cooled. Job postings have moderated, and unemployment has stabilized, bringing the ratio back down to 2.09 as of March 2025. This suggests a normalization of labor demand relative to supply, though it still reflects a tight labor market by historical standards. The shift may also signal employers becoming more cautious in their hiring amid slowing growth and lingering workforce constraints.

Thank You to Our Diamond Investors



For more information, please visit www.aedcweb.com
510 L Street Suite 603, Anchorage, AK 99501