



JULY EMPLOYMENT REPORT 2025



Sponsored by:



JULY JOBS REPORT

Each month, AEDC publishes the Anchorage Jobs Report, providing key insights into the city's labor market. This report highlights local unemployment trends, average work hours, earnings, industry performance, and broader workforce dynamics. By analyzing these indicators, we offer a clear picture of Anchorage's employment landscape—helping businesses, policymakers, and job seekers make informed decisions. Please note, the most recent months are estimates, and may be subject to change.

For more information, please email info@aedcweb.com

JULY JOB NUMBERS

Headline Numbers

Job Numbers: Upward Growth

- 2,200 less jobs in July 2025 vs. June 2025
- 1,100 more jobs in July 2025 than in July 2024
- Of the 2,200 jobs that were loss:
 - 5,300 were due to seasonality of the local education system.
- Government employment shed 2,700 jobs (down 9.8%)
- Unemployment rate decreased (.54%) from June 2025 (4.39%) to July 2025 (3.84%).

Report Summary

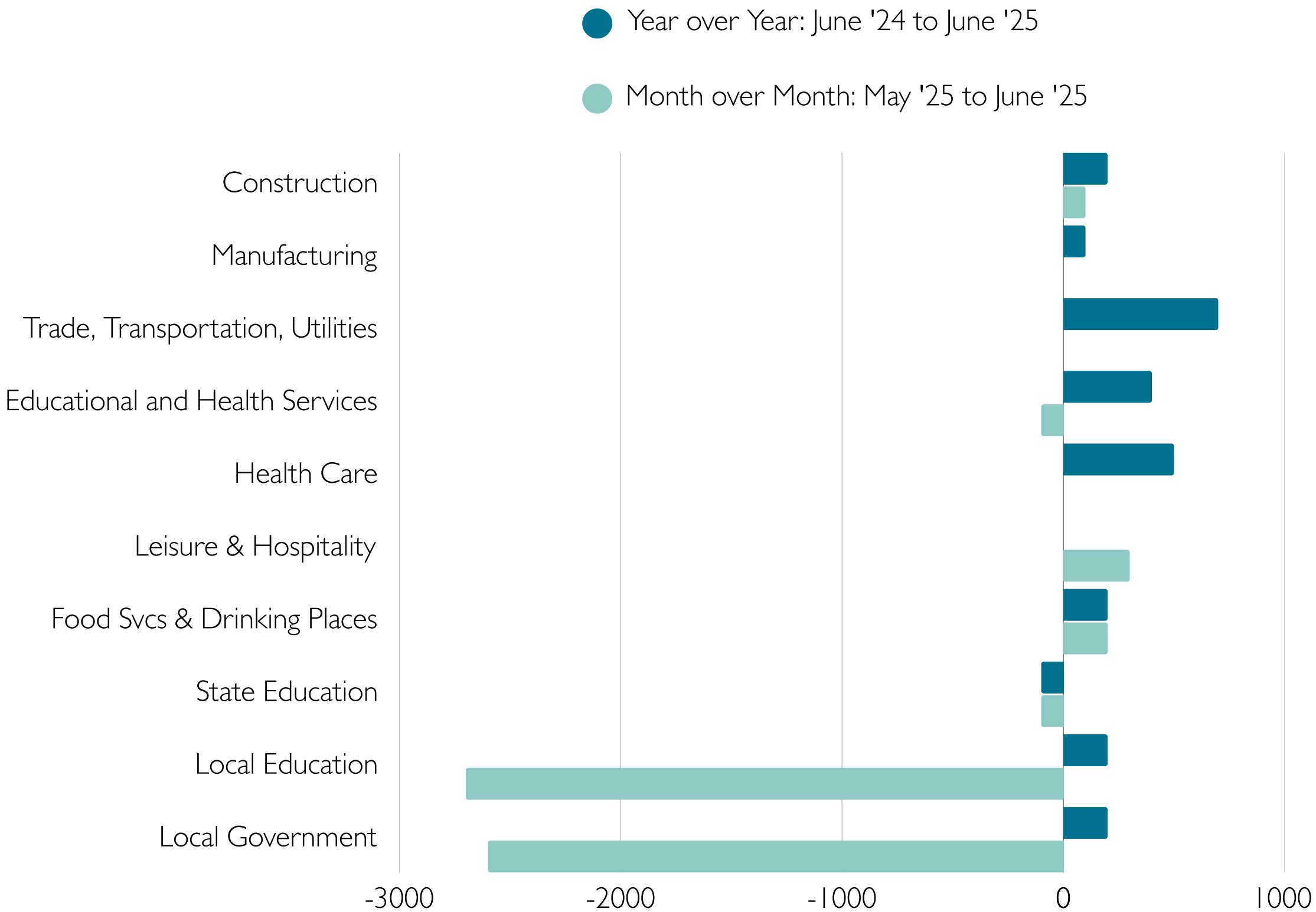
Anchorage's job market continued its upward trend in July, with an estimated gain of 3,100 jobs compared to June. This figure excludes significant declines in local government employment (down 28.2%, or -2,700 jobs) and local education employment (down 40.9%, or -2,600 jobs), both of which are subject to regular seasonal fluctuations during the month of July.

Employment in local education and local government is expected to stabilize in the coming months with the renewal of contracts for the upcoming school year.

As of July 2025, the average unemployment rate for the year stands at 4.0%. After rising to 4.4% in June, the rate declined to 3.8% in July. The decrease in nonfarm payrolls by 2,200 jobs reflects typical seasonal patterns, including job transitions and new entrants to the labor market. Despite these shifts, Anchorage's unemployment rate remains historically low due to persistent labor shortages, though conditions have begun to stabilize following early summer fluctuations.

JULY JOB GAINS & LOSSES

This chart shows monthly and yearly job changes across most major industries in Anchorage



Year over year, Anchorage's July estimated jobs increased by .7% 154,500.

The three fastest-growing sectors were:

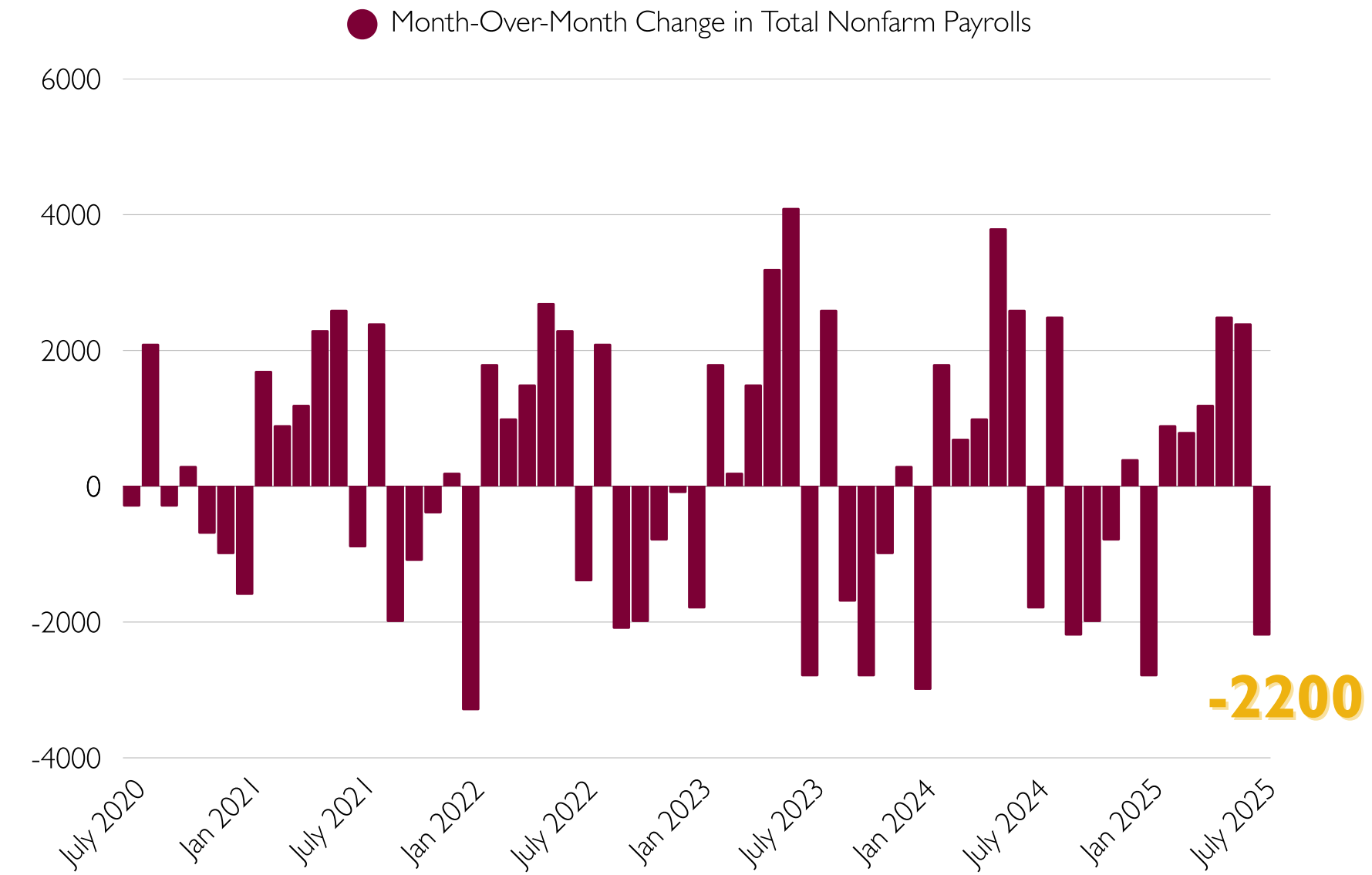
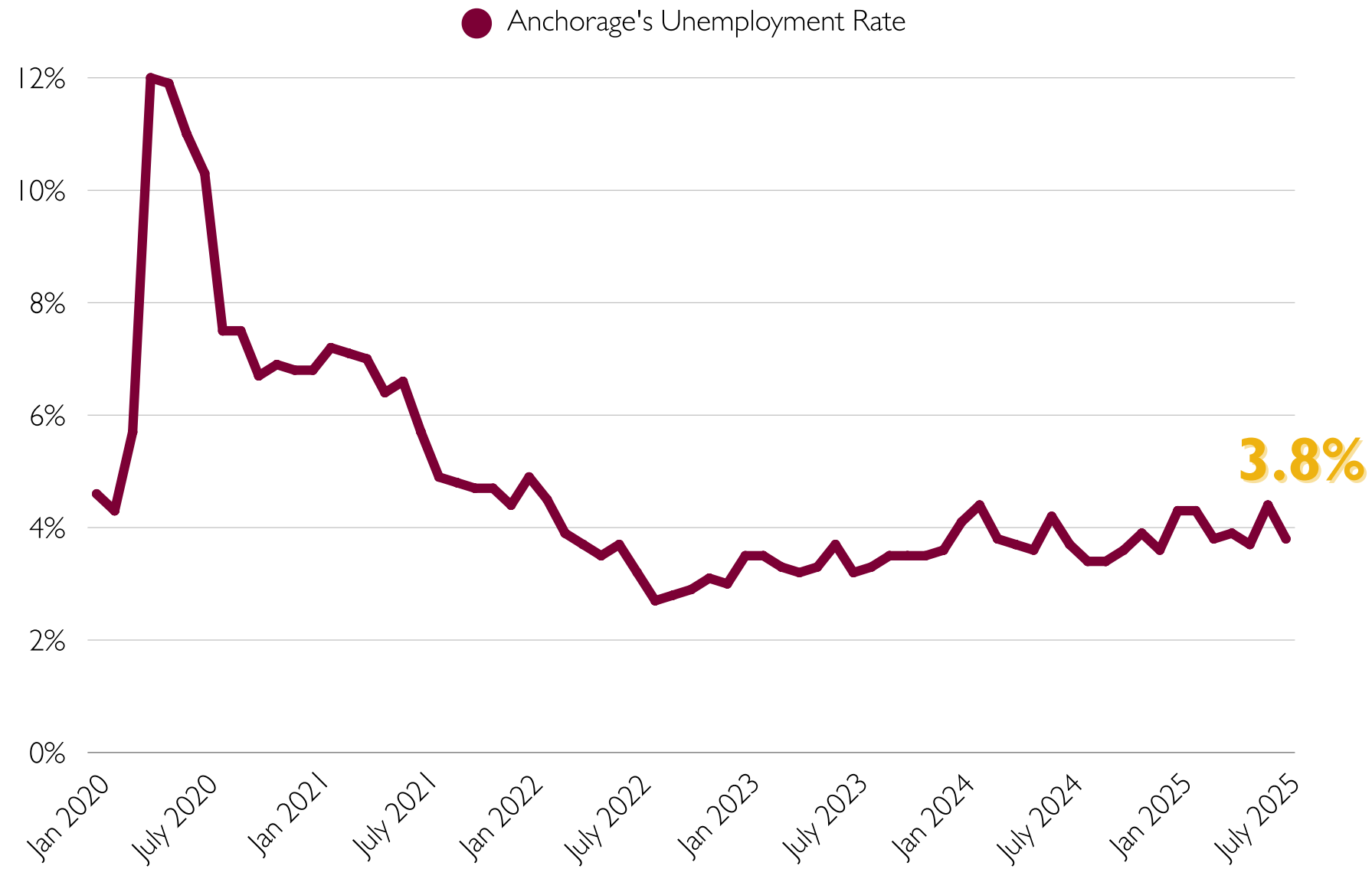
- **Trade, Transportation, and Utilities (2.0%, +700)**
- **Education and Health Services (1.4%, +400)**
- **Healthcare (2.3%, +500)**

Month over month, total Anchorage jobs declined -12.3% (-2,200 jobs) due to annual changes in Local Education and Local Government. Excluding education and local government (which will stabilize next month), employment across all other sectors in Anchorage was estimated to increase by 2.0%, representing a gain of approximately 3,100 jobs.



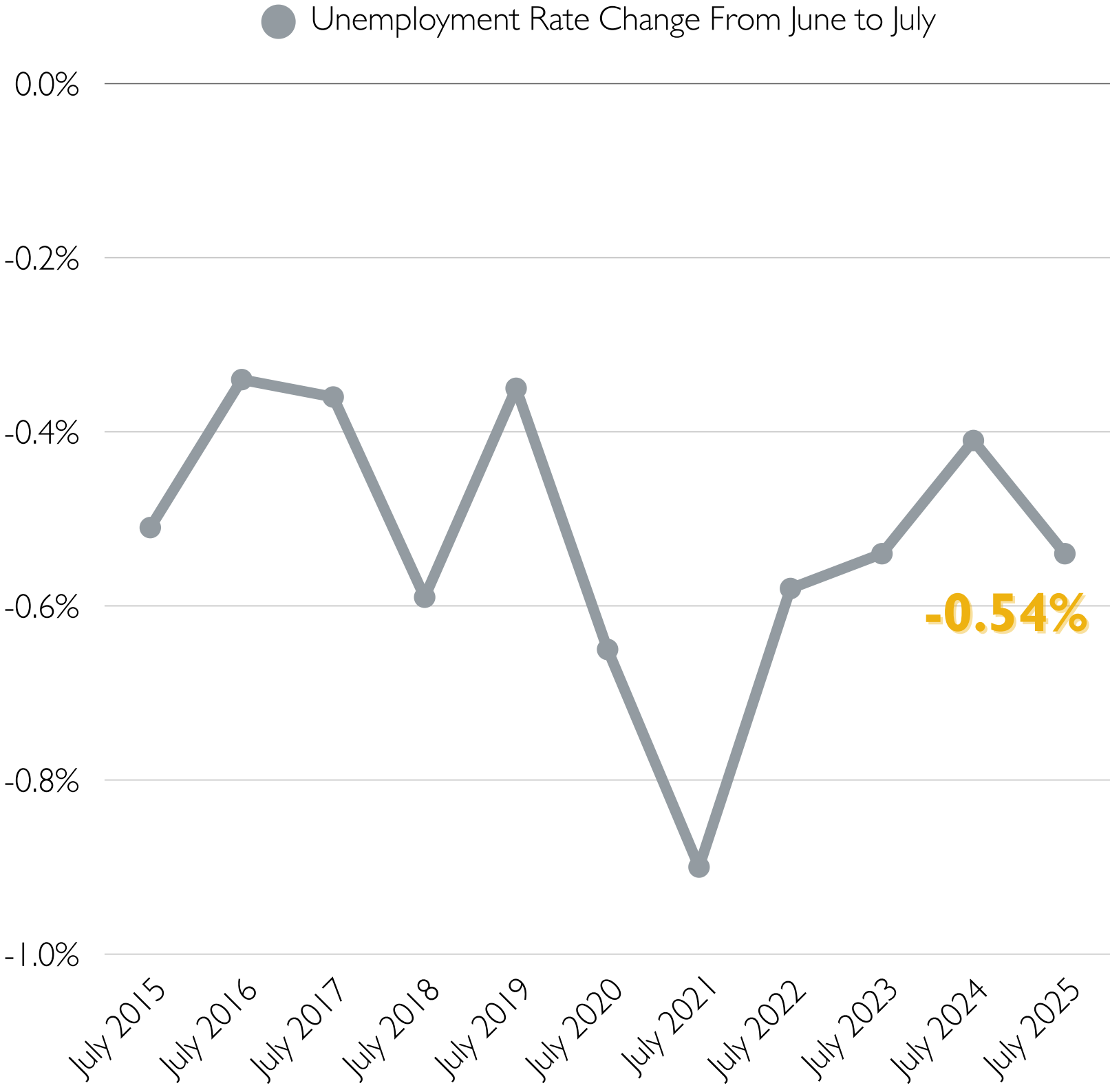
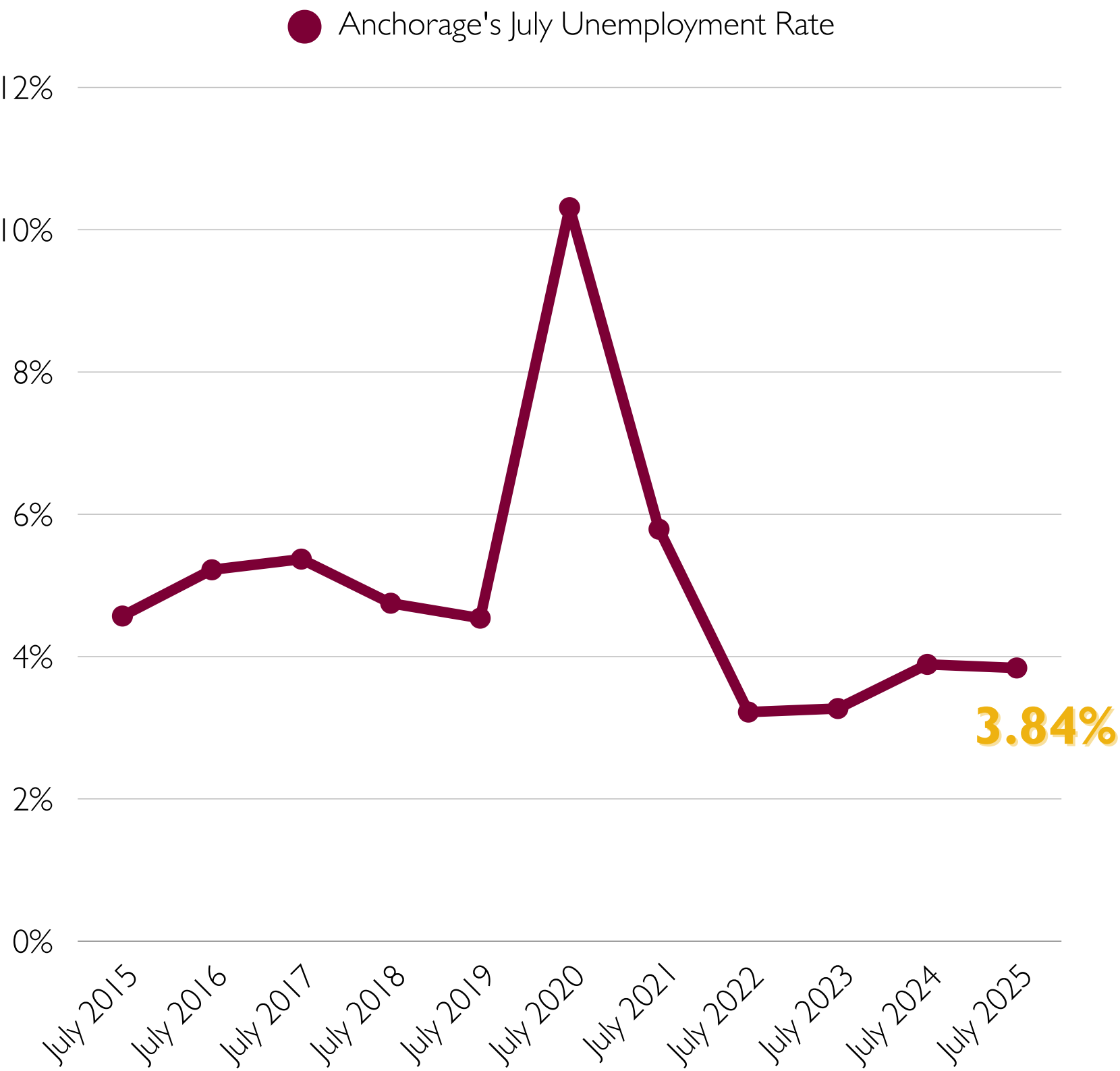
UNEMPLOYMENT

MONTHLY CHANGES



The average unemployment rate for 2025 to date is 4.0%. Following an upward trend in June, which saw the rate rise to 4.4%, July experienced a decrease of 0.54 percentage points, bringing the rate down to 3.8%. Total nonfarm payrolls declined by 2,200 positions in July. This aligns with typical seasonal patterns, as early summer often sees an influx of seasonal workers transitioning between jobs, alongside the entry of first-time job seekers and recent graduates into the labor market. Unemployment rates in Anchorage remain at historically low levels, primarily due to ongoing labor shortages. While this continues to present challenges for local employers, the rate has normalized closer to annual averages following the employment surge observed earlier in the summer.

UNEMPLOYMENT RATE ANALYSIS



At a 3.84% unemployment rate, Anchorage's Labour market remains very tight.

Thank You to Our Diamond Investors



For more information, please visit www.aedcweb.com
510 L Street Suite 603, Anchorage, AK 99501